

# STONEHENGE SENIOR LIVING BUILDING #5

## BLAIRSVILLE, GEORGIA

### GENERAL NOTES and INFORMATION

1. ALL FEDERAL, STATE AND COUNTY CODES, ORDINANCES, REGULATIONS, ETC. SHALL BE CONSIDERED AS PART OF THE SPECIFICATIONS FOR THIS BUILDING AND TAKE PRECEDENCE OVER ITEMS SHOWN, DESCRIBED OR IMPLIED WHERE SAME ARE AT VARIANCE.
2. OWNER, GENERAL CONTRACTOR AND ALL SUB-CONTRACTORS ARE RESPONSIBLE FOR REVIEWING AND APPROVING THE INFORMATION SHOWN ON THESE PLANS PRIOR TO COMMENCEMENT OF CONSTRUCTION. ANY DISCREPANCIES FOUND SHALL BE REPORTED IMMEDIATELY TO THE ARCHITECT
3. PRIOR TO CONSTRUCTION, G.C. (GENERAL CONTRACTOR) SHALL VERIFY ALL LOADS FOR COMPLIANCE WITH ALL APPLICABLE BUILDING CODES. REVISE SIZES AS REQUIRED AND NOTIFY ARCHITECT OF ALL CHANGES.
4. TOP OF FOOTING ELEVATIONS SHALL BE SET BY G.C. FOR SPECIFIC SITE CONDITIONS.
5. FOOTINGS ARE DESIGNED FOR THE SOIL BEARING CAPACITY OF 2500 PSF AND ARE TO BE VERIFIED BY A REGISTERED SOILS ENGINEER AS REQUIRED.
6. G.C. SHALL CONFIRM ALL ELECTRICAL OUTLET AND FIXTURE LOCATIONS WITH OWNERS.



### NOTICE TO OWNERS/CLIENTS

ACCEPTANCE OF THESE CONTRACT DOCUMENTS (PLANS) FOR PERMITTING &/OR CONSTRUCTION CONFIRM THAT THEY HAVE THOROUGHLY REVIEWED & APPROVED OF ALL THE NOTES, DETAILS, LAYOUTS & CONFIGURATIONS AS SHOWN OR REPRESENTED HEREIN.

### LIST OF DRAWINGS

- A-1.0 COVER SHEET
- A-2.0 SITE PLAN
- A-3.0 UNIT FLOOR PLANS
- A-3.1 BUILDING FLOOR PLAN
- A-3.2 ENLARGED FLOOR PLANS
- A-4.1 EXTERIOR ELEVATIONS
- A-5.0 DOOR, WINDOW, FINISH SCHEDULES
- A-6.1 INTERIOR ELEVATIONS-BATH & TOILETS
- A-6.2 INTERIOR ELEVATIONS-KITCHEN
- A-6.3 INTERIOR ELEVATIONS-LAUNDRY & PANTRY
- A-7.1 SECTIONS
- A-9.1 ROOF PLAN
- 11.1 LIFE SAFETY PLAN
- S-1.0 FOUNDATION PLAN
- M-1.1 HVAC PLANS
- P-1.1 PLUMBING PLAN
- P-1..2 ENLARGED & TYPICAL UNIT PLUMBING PLANS
- E-1.1 BUILDING ELECTRICAL PLAN

### CODE SYNOPSIS

PROJECT NUMBER	PROJECT LOCATION	PROJECT DESCRIPTION
17-92	2578 MURPHY HIGHWAY BLAIRSVILLE, GEORGIA	113786SF 21 UNIT SENIOR LIVING FACILITY

### GOVERNING CODES

TYPE	YEAR	APPLICABLE CODES
ARCHITECTURAL	2012 EDITION WITH AMENDMENTS	INTERNATIONAL BUILDING CODE (IBC)
ACCESSIBILITY	LATEST EDITION	ADA/AGC/ANSI (IT) STATE ACCESSIBILITY CODE
ELECTRICAL	2014 EDITION NO AMENDMENTS	NATIONAL ELECTRICAL CODE (NEC)
ENERGY	2009 EDITION WITH AMENDMENTS	INTERNATIONAL ENERGY CODE
FIRE SAFETY	2012 EDITION WITH AMENDMENTS	INTERNATIONAL FIRE CODE
GAS / FUELS	2012 EDITION WITH AMENDMENTS	INTERNATIONAL FUEL/GAS CODE
LIFE SAFETY	2009 EDITION WITH AMENDMENTS	LIFE SAFETY CODE
MECHANICAL	2012 EDITION WITH AMENDMENTS	INTERNATIONAL MECHANICAL CODE
PLUMBING	2012 EDITION WITH AMENDMENTS	INTERNATIONAL PLUMBING CODE
SEISMIC HAZARD EXPOSURE GROUP	2012 EDITION WITH AMENDMENTS	INTERNATIONAL BUILDING CODE (IBC)

### OCCUPANCY & CONSTRUCTION

OCCUPANCY CLASSIFICATION (IBC 311.2)	
GROUP	R-2 RESIDENTIAL R-2
DIVISION	COMMERCIAL LIVING FACILITY

TYPE OF CONSTRUCTION (IBC TABLE 601)	
CONSTRUCTION TYPE	III B III B FIRE RATING FIRE SPRINKLERED

BUILDING HEIGHT AND AREA LIMITATIONS (IBC TABLE 503)			
BUILDING CONSTRUCTION	III B III B	OCCUPANCY	R-2 RESIDENTIAL R-2
ALLOWABLE HEIGHT	55' 55'-0"	ACTUAL HEIGHT	20' 19'-4"
ALLOWABLE STORIES	4 4	ACTUAL STORIES	ONE ONE
ALLOWABLE AREA PER FLOOR	16,000 SF	ACTUAL AREA PER FLOOR	11,378 SF

FIRE CONSTRUCTION PROTECTION REQUIRED FOR TYPE CONSTRUCTION (IBC TABLE 601)			
BUILDING ELEMENTS	RATING	FLOOR & FLOOR/CEILINGS	RATING
BEARING WALLS - EXTERIOR	2 hr SP	FLOOR & FLOOR/CEILINGS	0 0
- INTERIOR	0 0	ROOF & ROOF/CEILINGS	0 0
NON-BEARING - EXTERIOR	0 0	EXTERIOR DOORS & WINDOWS	0 0
STRUCTURAL FRAME	0 0	STAIR CONSTRUCTION	0 0
PARTITIONS - PERMANENT	0 0	DRAFTSTOPPING-FLOORS	0 0
SHAFT ENCLOSURES	0 0	-ATTIC	1 BR @ 3000 SF

### LIFE SAFETY

EXIST AND EGRESS REQUIREMENTS	
EXIT ACCESS COMPLIES WITH IBC SECTION 1014 AND TABLE 1021.1	

MEANS OF EGRESS WIDTH (IBC 1015)		
EGRESS WIDTH	REQUIRED	FURNISHED
	23 INCHES	900 INCHES
STAIR UNITS OF EGRESS WIDTH	REQUIRED	N/A INCHES
	FURNISHED	INCHES

COMPLIES WITH DIAGONAL RULE (IBC 1015.2.1)		
DISTANCE OF TRAVEL	MAXIMUM DISTANCE OF TRAVEL	87'-2"
	ACTUAL MAXIMUM DISTANCE OF TRAVEL	250'-0"

SPACES WITH ONE MEANS OF EGRESS		MAXIMUM OCCUPANT LOAD (IBC 1014.3.2)	N/A
		MAXIMUM ALLOWABLE TRAVEL BASED ON OCCUPANT LOAD	
EXITING (PER 1001 & 1004) SHOWN ON SHEET.			
MINIMUM EGRESS WIDTHS, SEATINGS & AISLES MAINTAINED PER 1005, 1007 & 1014.4 SHOWN ON SHEET.		N/A	

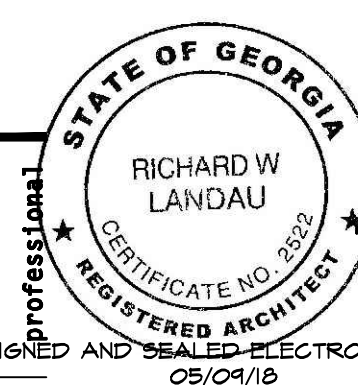
EMERGENCY ESCAPE FOR RESIDENTIAL OCCUPANCY & INSTITUTIONAL-1 PROVIDED PER SECTION 1026 SHOWN ON SHEET		N/A
---	--	-----

### ACCESSIBILITY

DESIGN CONFORMS TO ICC/ANSI A117.1-2003	
SEE SHEET	A-31 FOR RESTROOM PLANS AND ELEVATIONS
AN ACCESSIBLE EGRESS ROUTE IS PROVIDED THROUGHOUT THIS BUILDING PER IBC 1103 & 1007	

**richard landau**  
ARCHITECTS & PLANNERS

2266 Gainesville Highway  
(706) 745-5824 mountainarchitect @ msn.com Blairsville, Georgia 30512 fax (775) 890-8644



this drawing is the property of the architect and is not to be reproduced, changed or altered in any way without written permission of the architect

SIGNED AND SEALED ELECTRONICALLY  
05/04/18

project name  
**STONEHENGE SENIOR LIVING BUILDING #5**  
2573 MURPHY HIGHWAY BLAIRSVILLE, GEORGIA

project number  
**18-07**

drawn J.W.H.

sheet title  
**COVER SHEET**

checked R.L.

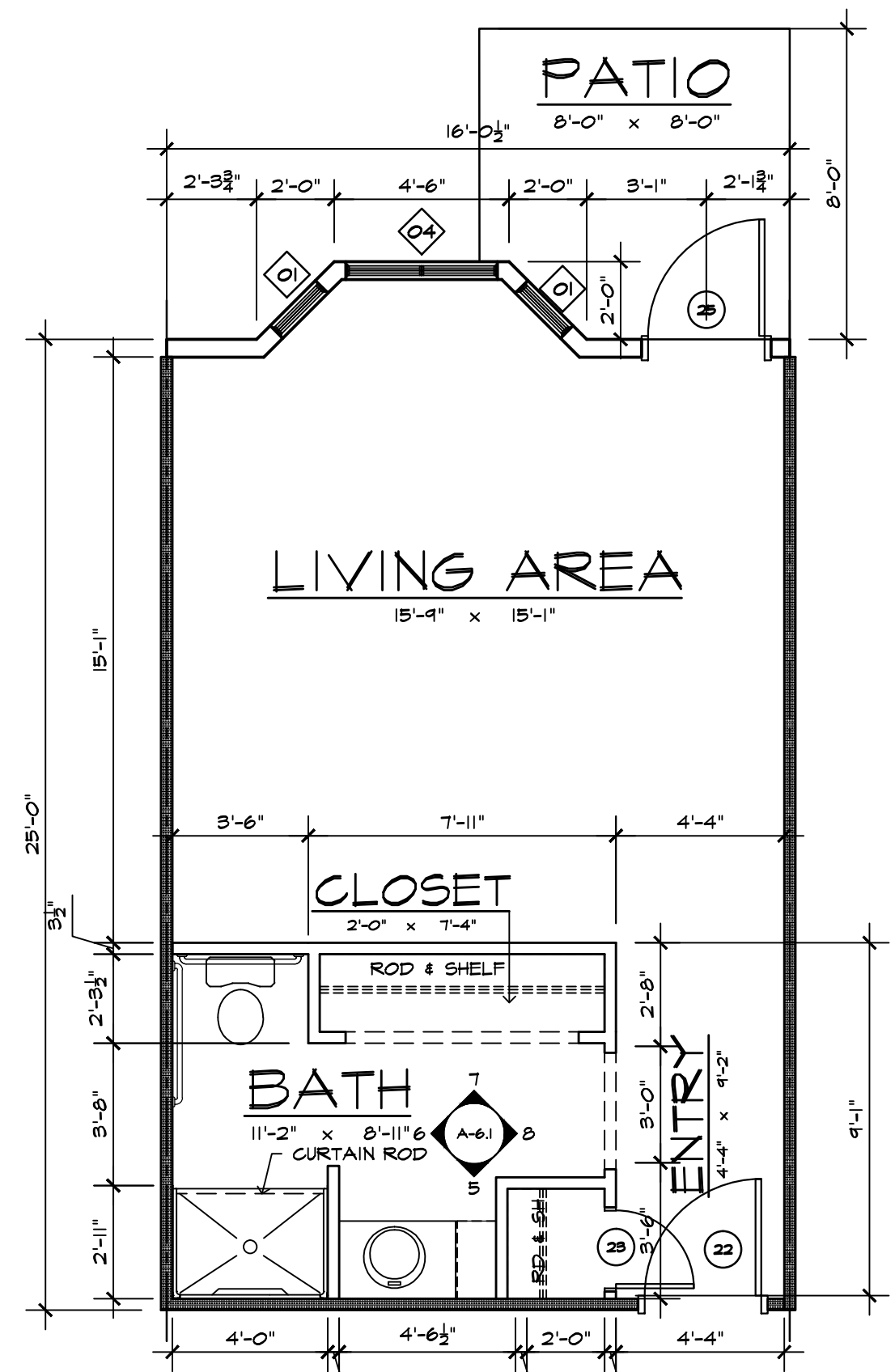
approved

sheet  
**A-1.0**  
1 of 19

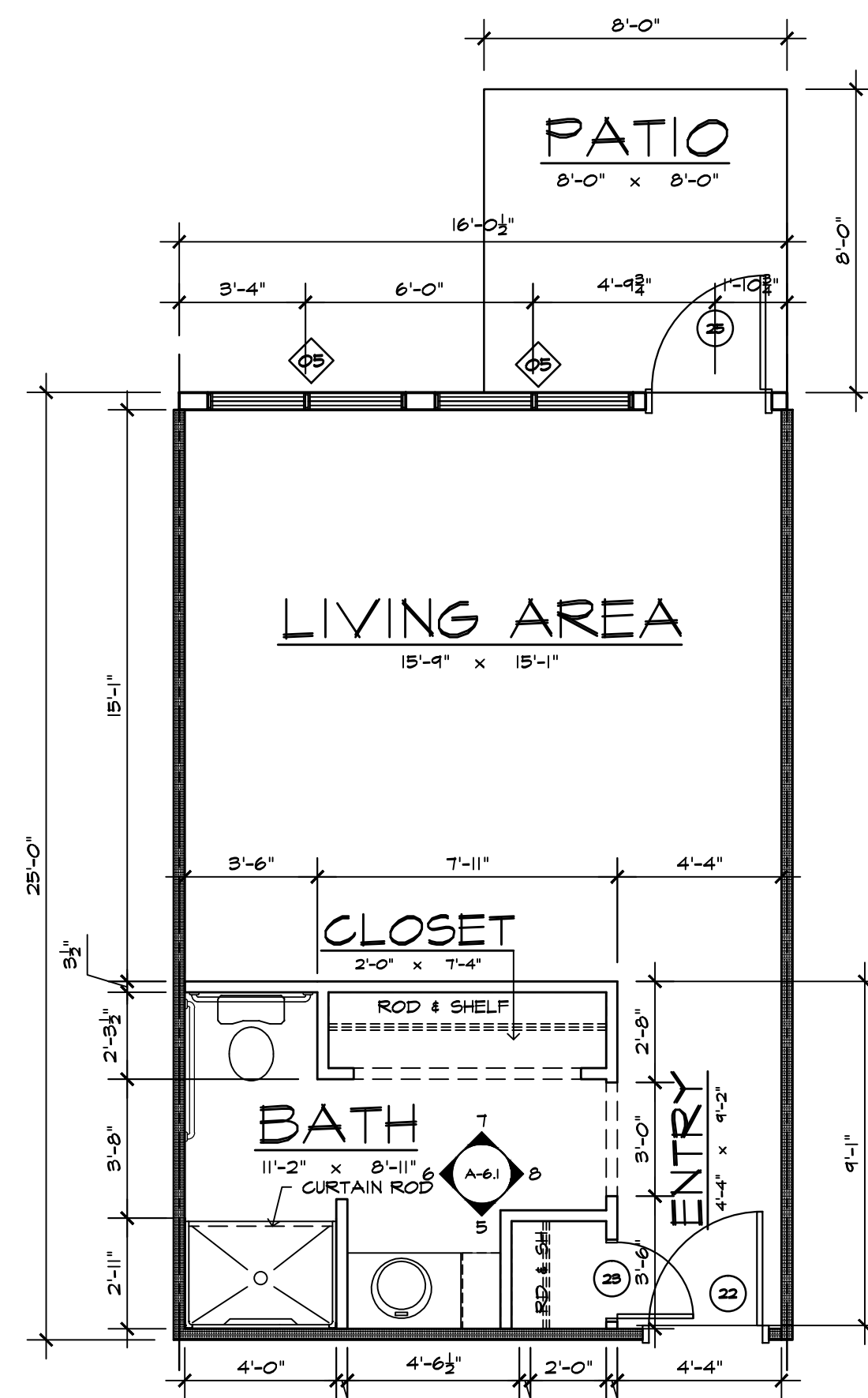
date 05/08/18  
revisions 04/02/18

REISSUED & UPDATED FOR  
CONTRACTOR PRICING  
APRIL 3, 2018

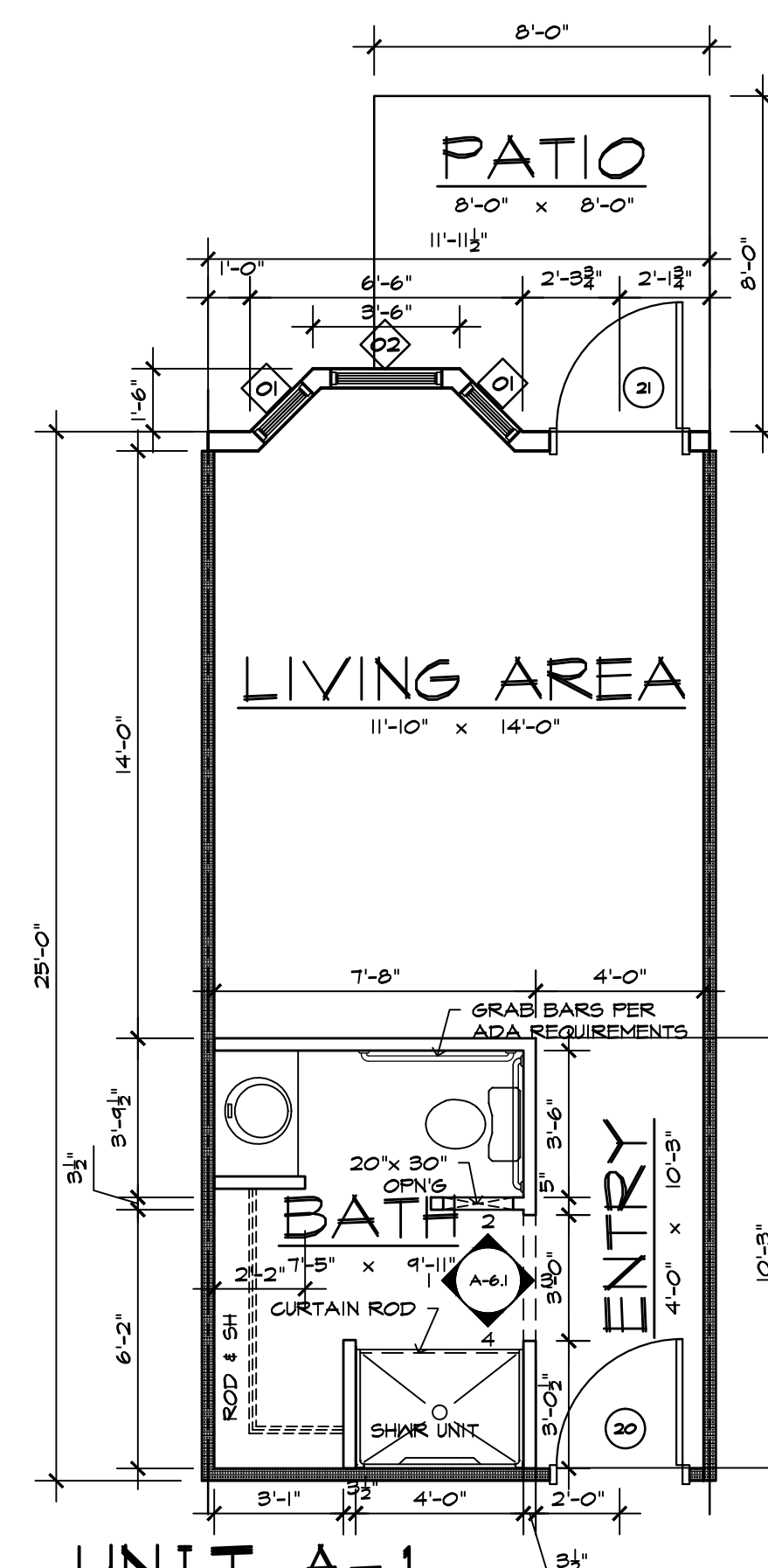




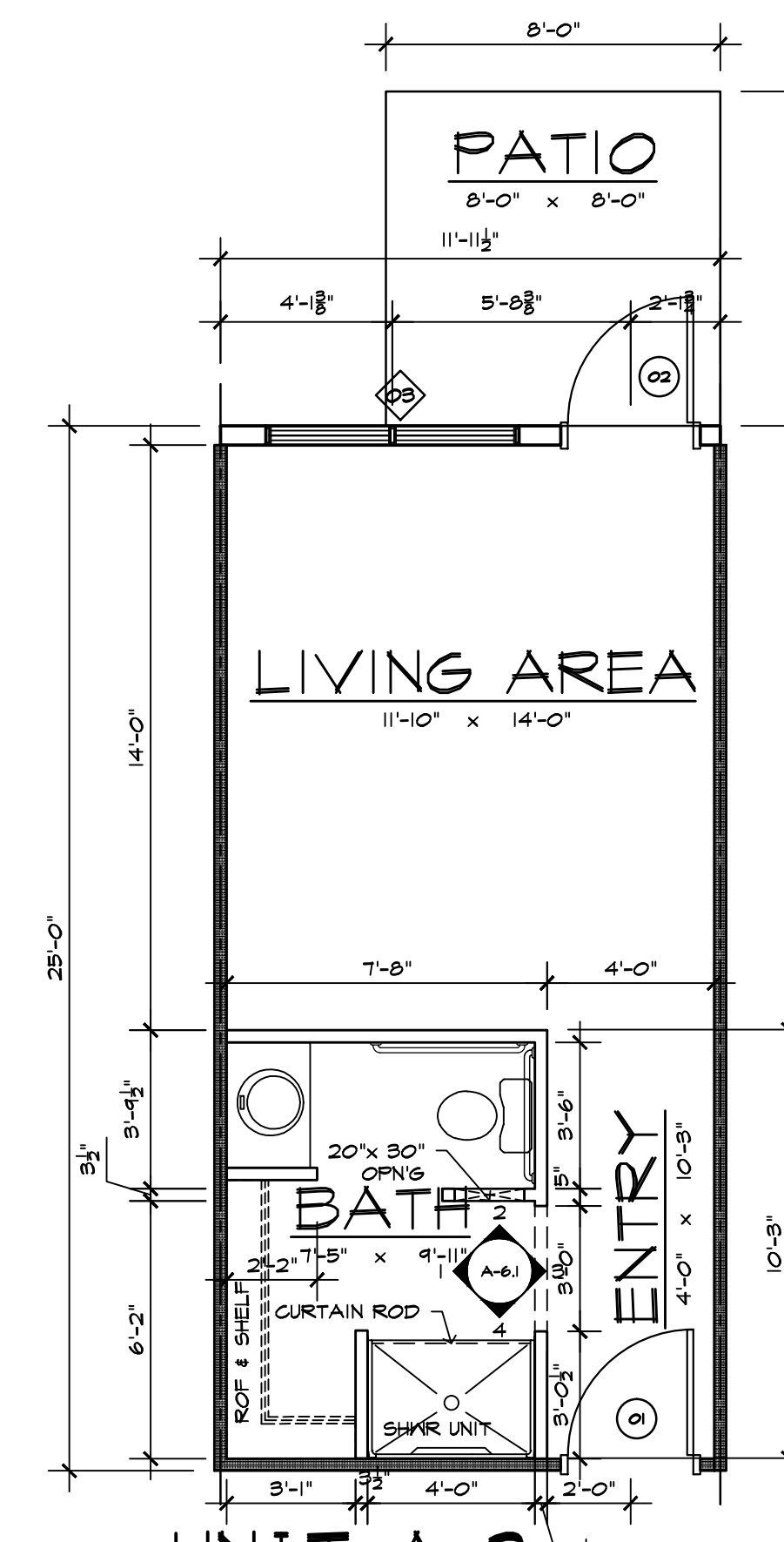
**UNIT B-1**  
1 BEDRM X-LARGE UNIT  
1/4" = 1'-0"



**UNIT B-2**  
1 BEDRM X-LARGE UNIT  
1/4" = 1'-0"

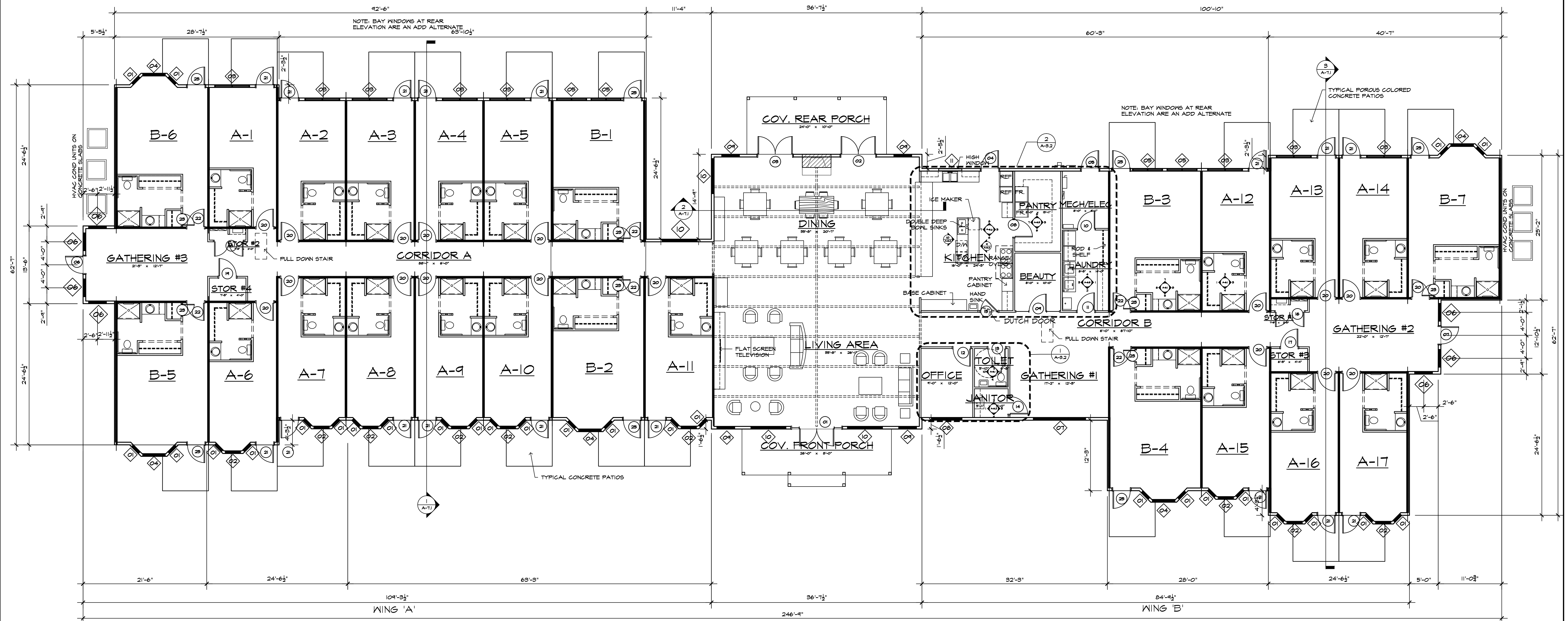


**UNIT A-1**  
STUDIO UNIT  
1/4" = 1'-0"



**UNIT A-2**  
STUDIO UNIT  
1/4" = 1'-0"

ISSUED FOR PERMITS  
AND CONSTRUCTION  
MAY 09, 2018



**PROJECT DATA**

SPACES	SF/UNIT	QTY	TOTAL
'A' UNITS	314	17	5,338
'B' UNITS	408	7	2,856
SUPPORT FACILITIES			1,628
DINING/LIVING			1,673
CIRCULATION			1,636
TOTAL HEATED BLDG AREA			12,671 SF
COVERED PORCHES			448
CONCRETE PATIOS			1,211

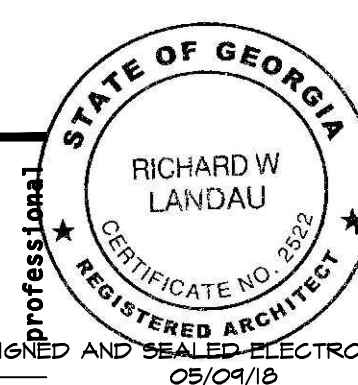
**BUILDING FLOOR PLAN**

1/8" = 1'-0"

**richard landau**  
ARCHITECTS & PLANNERS

2266 Gainesville Highway Blairsville, Georgia 30512  
(706) 745-5824 mountainarchitect@msn.com fax (775) 890-8644

this drawing is the property of the architect and is not to be reproduced, changed or altered in any way without written permission of the architect



project name  
**STONEHENGE SENIOR LIVING BUILDING #5**  
2573 MURPHY HIGHWAY BLAIRVILLE, GEORGIA

project number  
**18-07**

drawn J.W.H.

sheet title  
**BUILDING FLOOR PLAN**

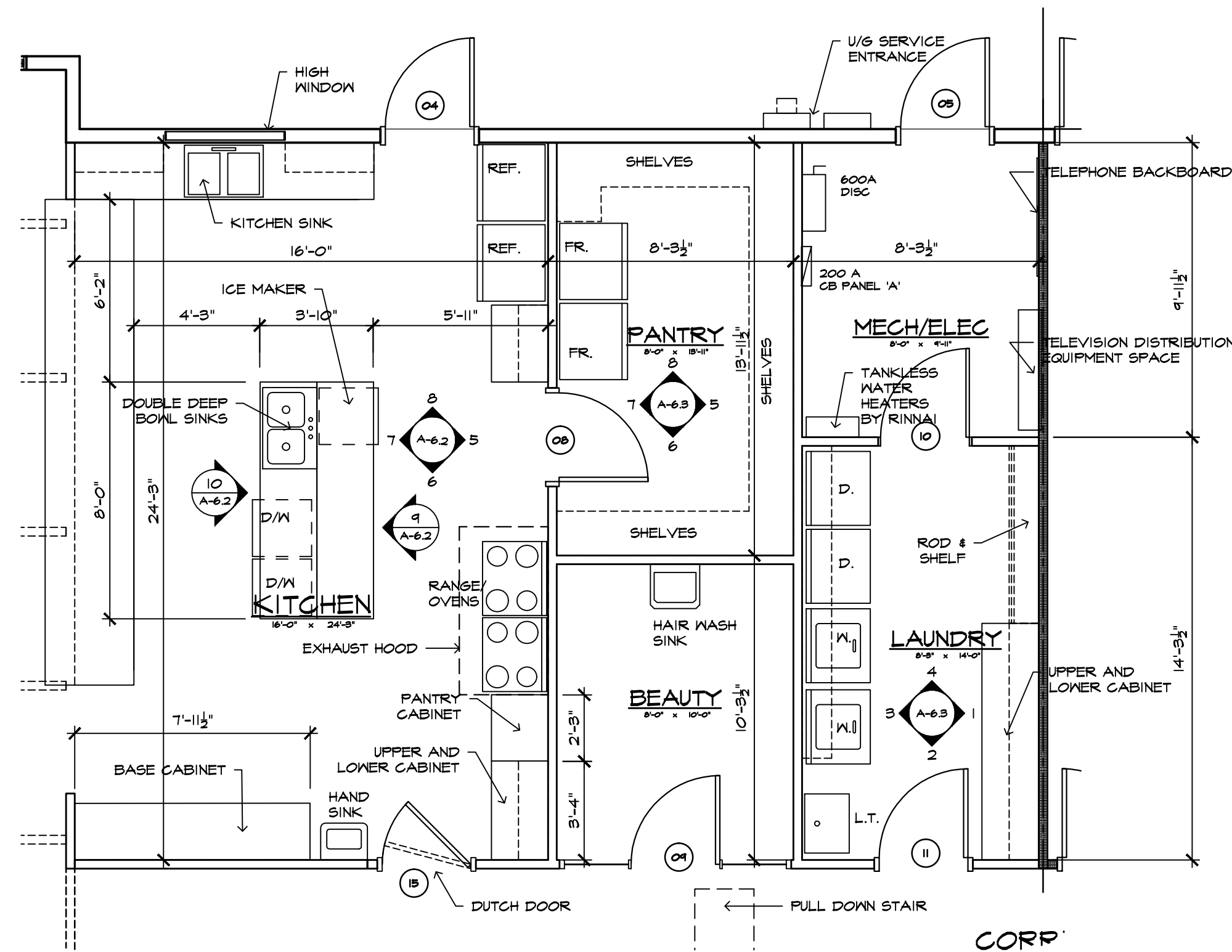
ISSUED FOR PERMITS  
AND CONSTRUCTION  
MAY 09, 2018

checked R.L.

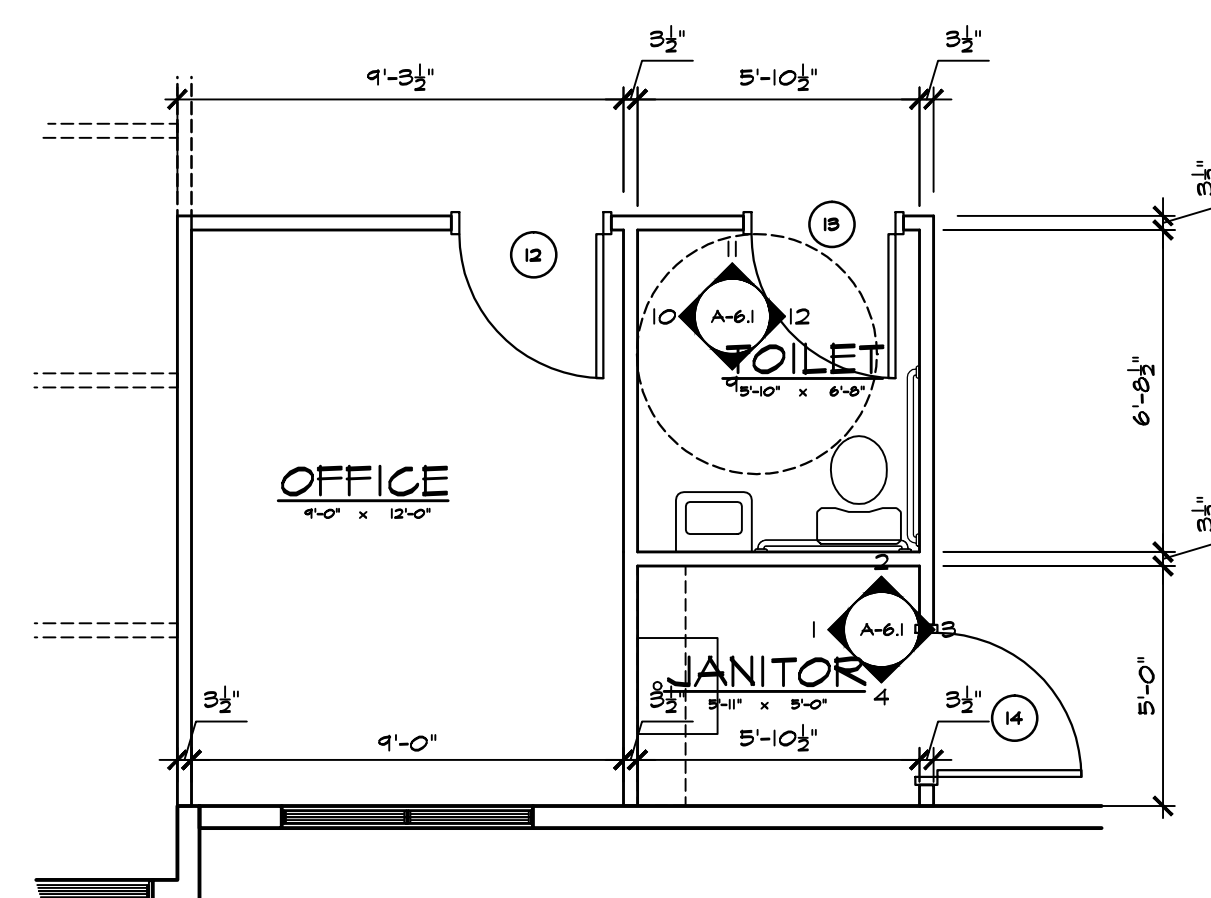
approved

sheet number  
**A-3.1**  
4 of 19

date 05/08/18  
revisions 04/02/18



2 CORE AREA ENLARGED FLOOR PLAN  
1/4" = 1'-0"

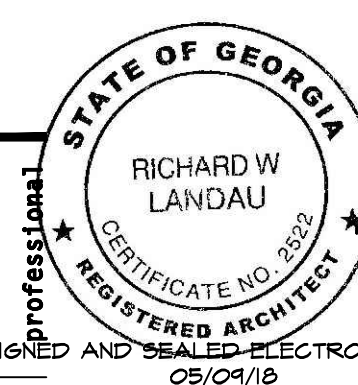


1 OFFICE ENLARGED FLOOR PLAN  
1/4" = 1'-0"

ISSUED FOR PERMITS  
AND CONSTRUCTION  
MAY 09, 2018

**richard landau**  
ARCHITECTS & PLANNERS

2266 Gainesville Highway Blairsville, Georgia 30512  
(706) 745-5824 mountainarchitect @ msn.com fax (775) 890-8644



SIGNED AND SEALED ELECTRONICALLY  
05/09/18

project name  
**STONEHENGE SENIOR LIVING BUILDING #5**  
2573 MURPHY HIGHWAY BLAIRVILLE, GEORGIA

project  
**18-07**

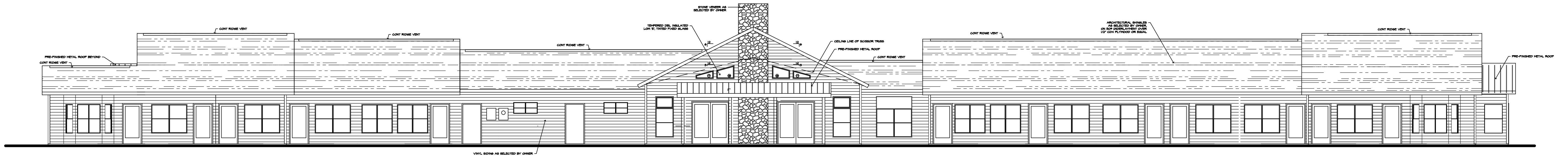
number  
drawn J.W.H.

sheet title  
**ENLARGED PLANS**

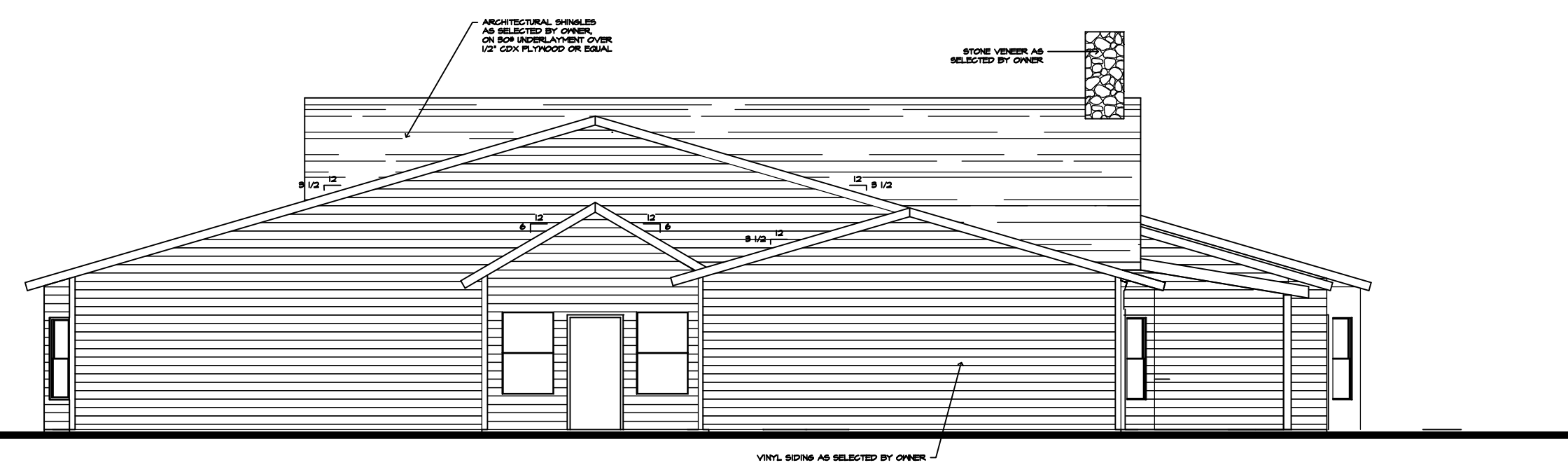
checked R.L. approved

sheet  
**A-3.2**  
5 of 19

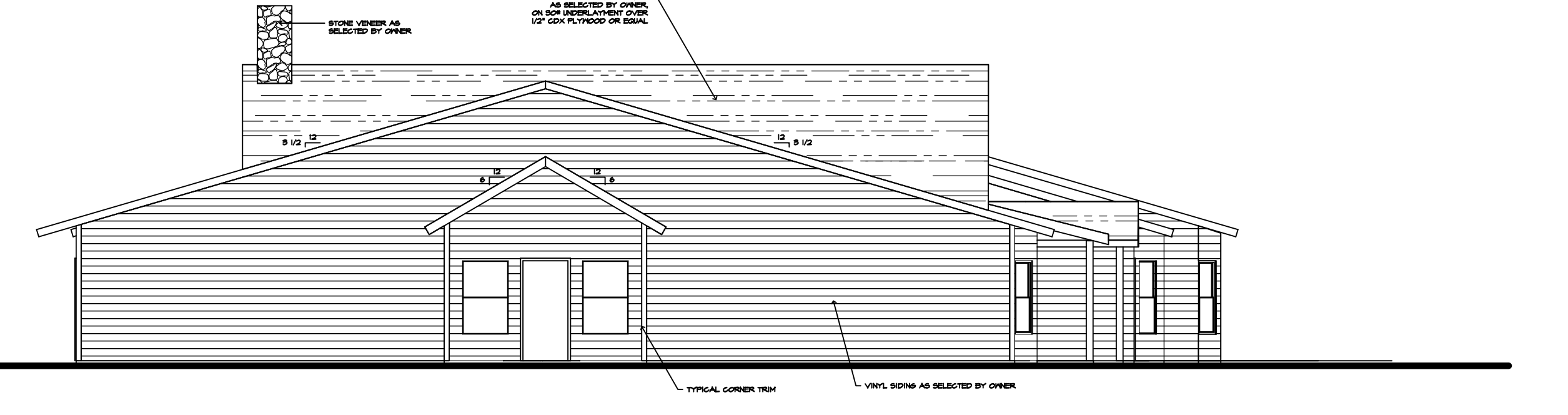
date 08/08/17  
revisions 04/02/18



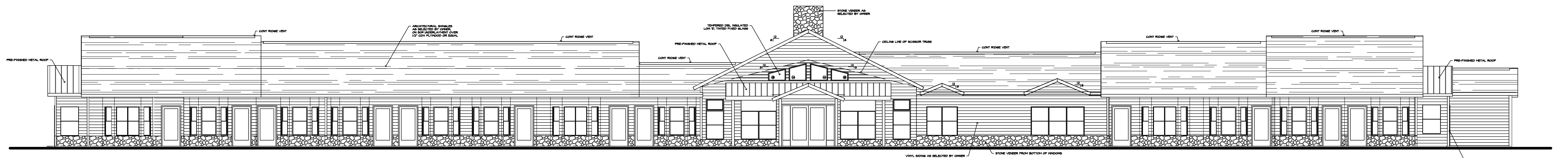
**REAR ELEVATION**  
1/8" = 1'-0"



**RIGHT SIDE ELEVATION**  
1/8" = 1'-0"



**LEFT SIDE ELEVATION**  
1/8" = 1'-0"



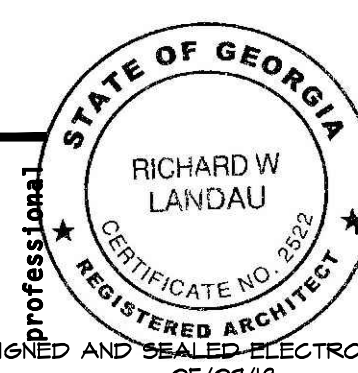
**FRONT ELEVATION**  
1/8" = 1'-0"

ISSUED FOR PERMITS  
AND CONSTRUCTION  
MAY 09, 2018

**richard landau**  
ARCHITECTS & PLANNERS

2266 Gainesville Highway Blairsville, Georgia 30512  
(706) 745-5824 mountainarchitect@msn.com fax (775) 890-8644

this drawing is the property of the architect and is not to be reproduced, changed or altered in any way without written permission of the architect



project name  
**STONEHENGE SENIOR LIVING BUILDING #5**  
2573 MURPHY HIGHWAY BLAIRVILLE, GEORGIA

project  
**18-07**

number  
drawn J.W.H.

sheet title  
**EXTERIOR ELEVATIONS**

checked R.L.

approved

sheet  
**A4.1**  
6 of 19

date 05/08/18  
revisions 04/02/18

## DOOR AND FRAME SCHEDULE

MARK	DOOR SIZE	TYPE	DOOR		FRAME		HARDWARE	NOTES	
			GLAZING	FINISH	MATERIAL	FINISH			MATERIAL
1	FR 3'-0" x 6'-10"	DBL STOREFRONT	TEMPERED DOUBLE INSULATED, LOW 'E', TINTED	ANODIZED (COLOR BY OWNER)	ALUMINUM/GLASS	ANODIZED	ALUMINUM	DEAD BOLT/INTERIOR THUMB TURN, PUSH/PULLS, CLOSERS, 3 PR BUTTS OR PIVOTS	--
2	FR 3'-0" x 7'-0"	DBL STOREFRONT	TEMPERED DOUBLE INSULATED, LOW 'E', TINTED	ANODIZED (COLOR BY OWNER)	ALUMINUM/GLASS	ANODIZED	ALUMINUM	DEAD BOLT/INTERIOR THUMB TURN, PUSH/PULLS, CLOSERS, 3 PR BUTTS OR PIVOTS	--
3	FR 3'-0" x 7'-0"	DBL STOREFRONT	TEMPERED DOUBLE INSULATED, LOW 'E', TINTED	ANODIZED (COLOR BY OWNER)	ALUMINUM/GLASS	ANODIZED	ALUMINUM	DEAD BOLT/INTERIOR THUMB TURN, PUSH/PULLS, CLOSERS, 3 PR BUTTS OR PIVOTS	--
4	3'-0" x 6'-8"	HINGED SINGLE, FLUSH	--	PAINT	WOOD	PAINT	WOOD	LATCHSET, 1 1/2 PR BUTTS	--
5	3'-0" x 6'-8"	HINGED SINGLE, FLUSH	--	PAINT	WOOD	PAINT	WOOD	LATCHSET, 1 1/2 PR BUTTS	--
6	3'-0" x 6'-8"	HINGED SINGLE, FLUSH	--	PAINT	WOOD	PAINT	WOOD	LATCHSET, 1 1/2 PR BUTTS	--
7	3'-0" x 6'-8"	HINGED SINGLE, FLUSH	--	PAINT	WOOD	PAINT	WOOD	LATCHSET, 1 1/2 PR BUTTS	--
8	3'-0" x 6'-8"	HINGED SINGLE, FLUSH	--	PAINT	WOOD	PAINT	H.M.	LOCKSET, 1/2 PR BUTTS	--
9	3'-0" x 6'-8"	?	?	?	?	?	?	?	--
11	3'-0" x 6'-8"	HINGED SINGLE, FLUSH	--	PAINT	WOOD	PAINT	H.M.	LOCKSET, 1/2 PR BUTTS	--
12	3'-0" x 6'-8"	HINGED SINGLE, FLUSH	--	PAINT	WOOD	PAINT	H.M.	LOCKSET, 1/2 PR BUTTS	--
13	3'-0" x 6'-8"	HINGED SINGLE, FLUSH	--	PAINT	WOOD	PAINT	WOOD	LATCHSET, 1 1/2 PR BUTTS	--
14	3'-0" x 6'-8"	HINGED SINGLE, FLUSH	--	PAINT	WOOD	PAINT	H.M.	LOCKSET, 1/2 PR BUTTS	--
15	3'-0" x 3'-5"	HINGED DUTCH DOOR, FLUSH	--	PAINT	WOOD	PAINT	H.M.	LATCHSET, 2 PR BUTTS	--
15	3'-0" x 3'-7"	HINGED DUTCH DOOR, FLUSH	--	PAINT	WOOD	PAINT	H.M.	LATCHSET, 2 PR BUTTS	--
17	3'-0" x 6'-8"	HINGED SINGLE, FLUSH	--	PAINT	WOOD	PAINT	H.M.	LOCKSET, 1/2 PR BUTTS	--
19	3'-0" x 6'-8"	HINGED SINGLE, FLUSH	--	PAINT	WOOD	PAINT	H.M.	LOCKSET, 1/2 PR BUTTS	--
20	3'-0" x 6'-8"	HINGED SINGLE, 4 PANE GLASS	TEMPERED 1/4" CLEAR	PAINT	WOOD	PAINT	H.M.	LOCKSET, CLOSER, 1 1/2 PR BUTTS	--
21	3'-0" x 6'-8"	HINGED SINGLE, FLUSH	--	PAINT	WOOD	PAINT	H.M.	DEADBOLT, LOCKSET, 1 1/2 PR BUTTS	--
21	3'-0" x 6'-8"	HINGED SINGLE, FLUSH	--	PAINT	WOOD	PAINT	H.M.	DEADBOLT, LOCKSET, 1 1/2 PR BUTTS	--
22	3'-0" x 6'-8"	HINGED SINGLE, 4 PANE GLASS	TEMPERED 1/2" CLEAR	PAINT	WOOD	PAINT	H.M.	LOCKSET, CLOSER, 1 1/2 PR BUTTS	--
23	2'-0" x 6'-8"	HINGED SINGLE, FLUSH	--	PAINT	WOOD	PAINT	H.M.	PASSAGE LATCH SET, 1 1/2 PR BUTTS	--
25	3'-0" x 6'-8"	HINGED SINGLE, FLUSH	--	PAINT	WOOD	PAINT	H.M.	DEADBOLT, LOCKSET, 1 1/2 PR BUTTS	--
105	3'-0" x 6'-8"	HINGED SINGLE, 4 PANE GLASS	TEMPERED 1/2" CLEAR	PAINT	WOOD	PAINT	H.M.	LOCKSET, CLOSER, 1 1/2 PR BUTTS	--
106	2'-0" x 6'-8"	HINGED SINGLE, FLUSH	--	PAINT	WOOD	PAINT	H.M.	PASSAGE LATCH SET, 1 1/2 PR BUTTS	--
104	3'-0" x 6'-8"	HINGED SINGLE, FLUSH	--	PAINT	WOOD	PAINT	H.M.	DEADBOLT, LOCKSET, 1 1/2 PR BUTTS	--
110	3'-0" x 6'-8"	HINGED SINGLE, 4 PANE GLASS	TEMPERED 1/2" CLEAR	PAINT	WOOD	PAINT	H.M.	LOCKSET, CLOSER, 1 1/2 PR BUTTS	--
111	2'-0" x 6'-8"	HINGED SINGLE, FLUSH	--	PAINT	WOOD	PAINT	H.M.	PASSAGE LATCH SET, 1 1/2 PR BUTTS	--
114	3'-0" x 6'-8"	HINGED SINGLE, FLUSH	--	PAINT	WOOD	PAINT	H.M.	DEADBOLT, LOCKSET, 1 1/2 PR BUTTS	--
115	3'-0" x 6'-8"	HINGED SINGLE, 4 PANE GLASS	TEMPERED 1/2" CLEAR	PAINT	WOOD	PAINT	H.M.	LOCKSET, CLOSER, 1 1/2 PR BUTTS	--
116	2'-0" x 6'-8"	HINGED SINGLE, FLUSH	--	PAINT	WOOD	PAINT	H.M.	PASSAGE LATCH SET, 1 1/2 PR BUTTS	--
119	3'-0" x 6'-8"	HINGED SINGLE, FLUSH	--	PAINT	WOOD	PAINT	H.M.	DEADBOLT, LOCKSET, 1 1/2 PR BUTTS	--

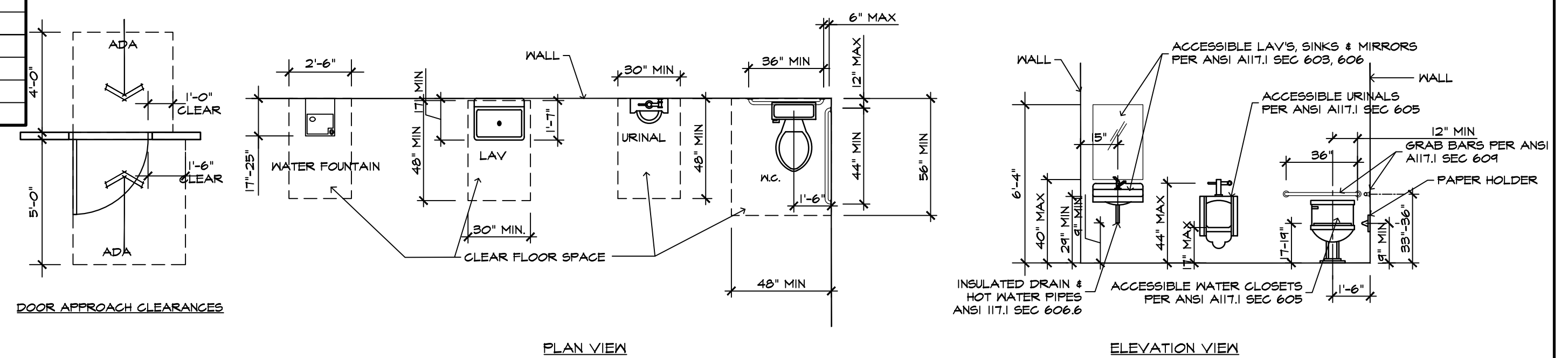
## ROOM FINISH SCHEDULE

ROOM NAME	FLOOR	BASE	WALLS				CEILING		NOTES
			N	S	E	W	MATL	CLG HGT	
COV. FRONT PORCH	STAINED CONCRETE	NONE	EXTERIOR WALL	OPEN	OPEN	OPEN	EXPOSED FRAMING	VARIES	--
LIVING AREA	LUXURY VINYL	WOOD/PAINTED	OPEN TO DINING	GYP BD/PAINTED	GYP BD/PAINTED	GYP BD/PAINTED	GYP BD/PAINTED	VARIES	--
DINING	LUXURY VINYL	WOOD/PAINTED	GYP BD/PAINTED	OPEN TO LIVING AREA	GYP BD/PAINTED	GYP BD/PAINTED	GYP BD/PAINTED-DECORATIVE WD BEAMS	VARIES	--
COV. REAR PORCH	STAINED CONCRETE	NONE	OPEN	EXTERIOR WALL	OPEN	OPEN	EXPOSED FRAMING	VARIES	--
CORRIDOR A	LUXURY VINYL	WOOD/PAINTED	GYP BD/PAINTED	GYP BD/PAINTED	OPEN TO LIVING	OPEN TO GATHERING 2	GYP BD/KNOCKDOWN	9'-0"	--
STOR #4	SHEET VINYL	VINYL	GYP BD/PAINTED	GYP BD/PAINTED	GYP BD/PAINTED	GYP BD/PAINTED	GYP BD/PAINTED	9'-0"	--
STOR #2	SHEET VINYL	VINYL	GYP BD/PAINTED	GYP BD/PAINTED	GYP BD/PAINTED	GYP BD/PAINTED	GYP BD/PAINTED	9'-0"	--
GATHERING #2	LUXURY VINYL	WOOD/PAINTED	GYP BD/PAINTED	GYP BD/PAINTED	GYP BD/PAINTED	GYP BD/PAINTED	BYP BD/KNOCKDOWN	9'-0"	--
CORRIDOR B	LUXURY VINYL	WOOD/PAINTED	GYP BD/PAINTED	GYP BD/PAINTED	GYP BD/PAINTED	GYP BD/PAINTED	GYP BD/KNOCKDOWN	9'-0"	--
OFFICE	CARPET	WOOD/PAINTED	GYP BD/PAINTED	GYP BD/PAINTED	GYP BD/PAINTED	GYP BD/PAINTED	GYP BD/KNOCKDOWN	9'-0"	--
KITCHEN	SHEET VINYL	VINYL	GYP BD/PAINTED	GYP BD/PAINTED	GYP BD/PAINTED	GYP BD/PAINTED	GYP BD/KNOCKDOWN	9'-0"	--
PANTRY	SHEET VINYL	VINYL	GYP BD/PAINTED	GYP BD/PAINTED	GYP BD/PAINTED	GYP BD/PAINTED	GYP BD/KNOCKDOWN	9'-0"	--
TOILET	SHEET VINYL	VINYL	GYP BD/PAINTED	GYP BD/PAINTED	GYP BD/PAINTED	GYP BD/PAINTED	GYP BD/KNOCKDOWN	9'-0"	--
JANITOR	SHEET VINYL	VINYL	GYP BD/PAINTED	GYP BD/PAINTED	GYP BD/PAINTED	GYP BD/PAINTED	GYP BD/PAINTED	9'-0"	--
BEAUTY	LUXURY VINYL	WOOD/PAINTED	GYP BD/PAINTED	GYP BD/PAINTED	GYP BD/PAINTED	GYP BD/PAINTED	GYP BD/KNOCKDOWN	9'-0"	--
LAUNDRY	SHEET VINYL	VINYL	GYP BD/PAINTED	GYP BD/PAINTED	GYP BD/PAINTED	GYP BD/PAINTED	GYP BD/KNOCKDOWN	9'-0"	--
MECH/ELEC	SHEET VINYL	VINYL	GYP BD/PAINTED	GYP BD/PAINTED	GYP BD/PAINTED	GYP BD/PAINTED	GYP BD/PAINTED	9'-0"	--
GATHERING #1	LUXURY VINYL	WOOD/PAINTED	GYP BD/PAINTED	GYP BD/PAINTED	GYP BD/PAINTED	GYP BD/PAINTED	GYP BD/KNOCKDOWN	9'-0"	--
STOR #3	SHEET VINYL	VINYL	BYP BD/PAINTED	BYP BD/PAINTED	BYP BD/PAINTED	BYP BD/PAINTED	BYP BD/PAINTED	9'-0"	--
STOR #1	SHEET VINYL	VINYL	GYP BD/PAINTED	GYP BD/PAINTED	GYP BD/PAINTED	GYP BD/PAINTED	GYP BD/PAINTED	9'-0"	--
GATHERING #3	LUXURY VINYL	WOOD/PAINTED	GYP BD/PAINTED	GYP BD/PAINTED	GYP BD/PAINTED	GYP BD/PAINTED	GYP BD/KNOCKDOWN	9'-0"	--
ENTRY-A	LUXURY VINYL	WOOD/PAINTED	GYP BD/PAINTED	GYP BD/PAINTED	GYP BD/PAINTED	GYP BD/PAINTED	GYP BD/KNOCKDOWN	9'-0"	--
BATH-A	LUXURY VINYL	WOOD/PAINTED	GYP BD/PAINTED	GYP BD/PAINTED	GYP BD/PAINTED	GYP BD/PAINTED	GYP BD/KNOCKDOWN	9'-0"	--
LIVING AREA-A	CARPET	WOOD/PAINTED	GYP BD/PAINTED	GYP BD/PAINTED	GYP BD/PAINTED	GYP BD/PAINTED	BYP BD/KNOCKDOWN	9'-0"	--
PATIO-A	BROOM FINISHED CONCRETE	NONE	OPEN OF EXTERIOR WALL	OPEN OR EXTERIOR WALL	OPEN	OPEN	NONE	--	--
ENTRY-B	LUXURY VINYL	WOOD/PAINTED	GYP BD/PAINTED	GYP BD/PAINTED	GYP BD/PAINTED	GYP BD/PAINTED	GYP BD/KNOCKDOWN	9'-0"	--
BATH-B	LUXURY VINYL	WOOD/PAINTED	GYP BD/PAINTED	GYP BD/PAINTED	GYP BD/PAINTED	GYP BD/PAINTED	GYP BD/KNOCKDOWN	9'-0"	--
LIVING AREA-B	CARPET	WOOD/PAINTED	GYP BD/PAINTED	GYP BD/PAINTED	GYP BD/PAINTED	GYP BD/PAINTED	GYP BD/KNOCKDOWN	9'-0"	--
PATIO-B	BROOM FINISHED CONCRETE	NONE	OPEN OF EXTERIOR WALL	OPEN OR EXTERIOR WALL	OPEN	OPEN	NONE	--	--

## WINDOW SCHEDULE

ALL MANTLES TO BE BETWEEN THE GLASS

MARK	SIZE		TYPE	GLASS	FRAME		JELD-WEN MODEL NO.	REMARKS
	WIDTH	HEIGHT			FINISH	MATERIAL		
01	1'-7 3/4"	4'-11"	SINGLE HUNG	DBL INSULATED, LOW 'E', TINTED	PRE-FINISHED	VINYL	VF1091058	--
02	2'-7 3/4"	4'-11"	SINGLE HUNG	DBL INSULATED, LOW 'E', TINTED	PRE-FINISHED	VINYL	VF1091058	--
03	6'-0 3/4"	4'-11"	DBL SINGLE HUNG	DBL INSULATED, LOW 'E', TINTED	PRE-FINISHED	VINYL	VF2102058	--
04	3'-10 3/4"	4'-11"	DBL SINGLE HUNG	DBL INSULATED, LOW 'E', TINTED	PRE-FINISHED	VINYL	VF21046058	--
05	5'-2 3/4"	4'-11"	DBL SINGLE HUNG	DBL INSULATED, LOW 'E', TINTED	PRE-FINISHED	VINYL	VF21062058	--
06	3'-0 3/4"	4'-11"	SINGLE HUNG	DBL INSULATED, LOW 'E', TINTED	PRE-FINISHED	VINYL	VF1036058	--
07	4'-0 3/4"	4'-11"	TRIPLE SINGLE HUNG	DBL INSULATED, LOW 'E', TINTED	PRE-FINISHED	VINYL	VF31028058	--
08	5'-2 3/4"	4'-11"	DBL SINGLE HUNG	DBL INSULATED, LOW 'E', TINTED	PRE-FINISHED	VINYL	VF21062058	--
09	3'-0 3/4"	6'-11"	SINGLE HUNG w/ 24" TRANSOM	DBL INSULATED, LOW 'E', TINTED	PRE-FINISHED	VINYL	VFT072058 w/ TRANSOM	--
10	6'-0 3/4"	6'-11"	DBL SINGLE HUNG w/ 24" TRANSOM	DBL INSULATED, LOW 'E', TINTED	PRE-FINISHED	VINYL	VF21072058 w/ TRANSOM	--
11	4'-0 3/4"	1'-11"	DBL SINGLE HUNG	DBL INSULATED, LOW 'E', TINTED	PRE-FINISHED	VINYL	VF21062058	--
12	5'-0"	4'-0"	FIXED GLASS	TEMPERED CLEAR SINGLE PANE	PAINT	WOOD	--	--
13	3'-0"	4'-0"	FIXED GLASS	TEMPERED CLEAR SINGLE PANE	PAINT	WOOD	--	--
14	2'-10"	VARIES	TRAPEZOID FIXED GLASS	TEMPERED, DBL INSULATED, LOW 'E', TINTED	PAINT	WOOD	--	SEE FRONT ELEVATION
15	2'-10"	VARIES	TRAPEZOID FIXED GLASS	TEMPERED, DBL INSULATED, LOW 'E', TINTED	PAINT	WOOD	--	SEE FRONT ELEVATION
16	2'-10"	VARIES	TRAPEZOID FIXED GLASS	TEMPERED, DBL INSULATED, LOW 'E', TINTED	PAINT	WOOD	--	SEE REAR ELEVATION
17	2'-10"	VARIES	TRAPEZOID FIXED GLASS	TEMPERED, DBL INSULATED, LOW 'E', TINTED	PAINT	WOOD	--	SEE REAR ELEVATION



TYPICAL HEIGHTS AND CLEARANCES FOR ACCESSIBILITY

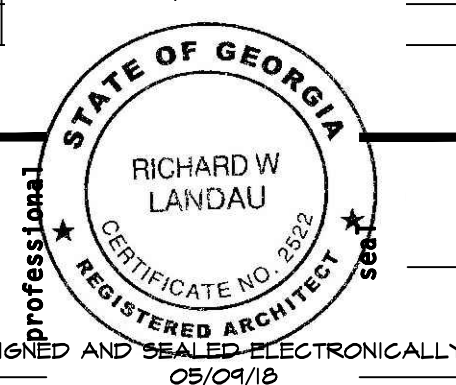
NO SCALE

ISSUED FOR PERMITS  
AND CONSTRUCTION  
MAY 09, 2018

**richard landau**  
ARCHITECTS & PLANNERS

2266 Gainesville Highway      Blairsville, Georgia 30512  
(706) 745-5824      mountainarchitect @ msn.com      fax (775) 890-8644

this drawing is the property of the architect and is not to be reproduced, changed or altered in any way without written permission of the architect



project name  
**STONEHENGE SENIOR LIVING BUILDING #5**  
2573 MURPHY HIGHWAY      BLAIRVILLE, GEORGIA

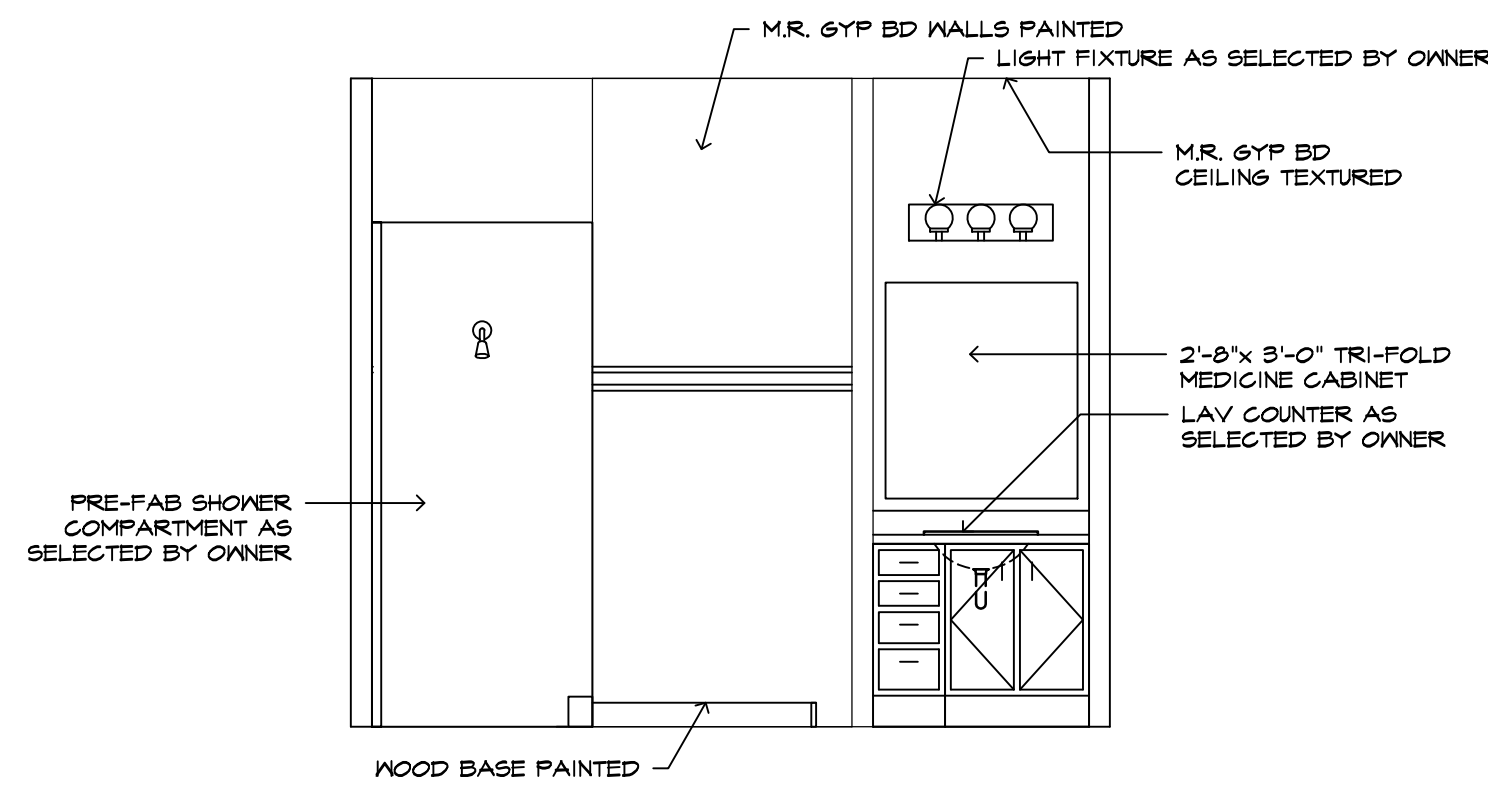
project number  
**18-07**

sheet title  
**DOOR, WINDOW, FINISH SCHEDULES**

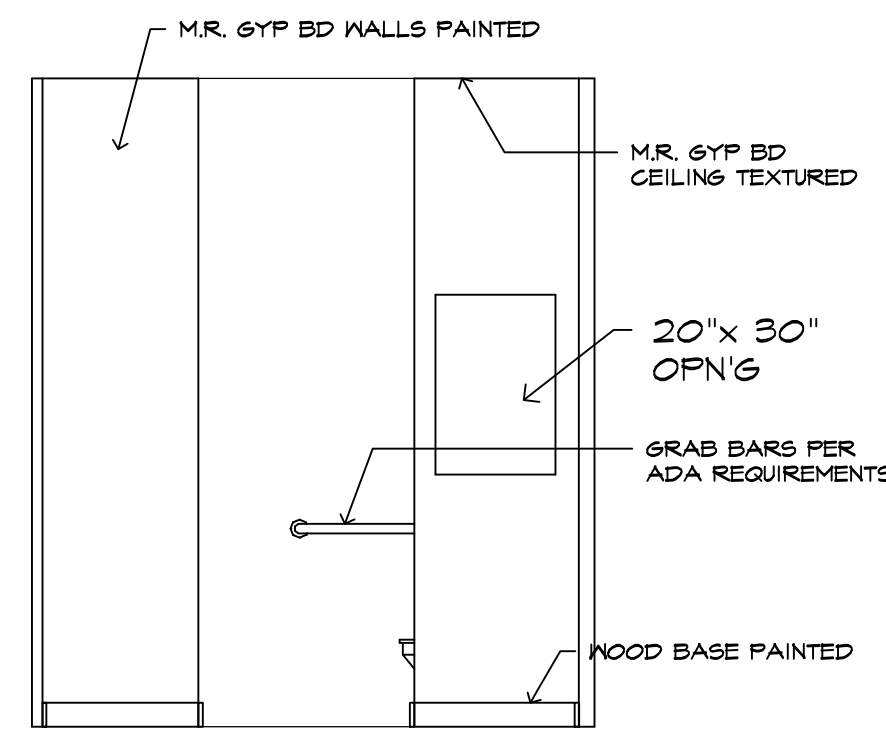
sheet  
**A-5.0**  
7 of 19

date 05/08/18  
revisions 04/02/18

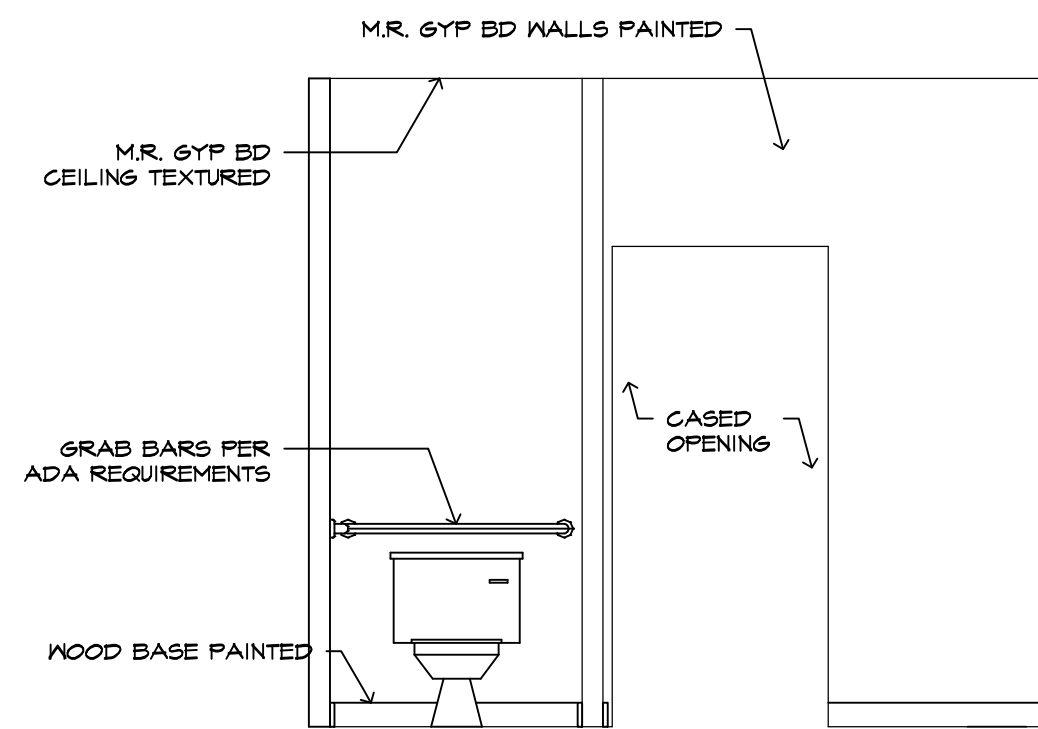
drawn J.W.H.      checked R.L.      approved



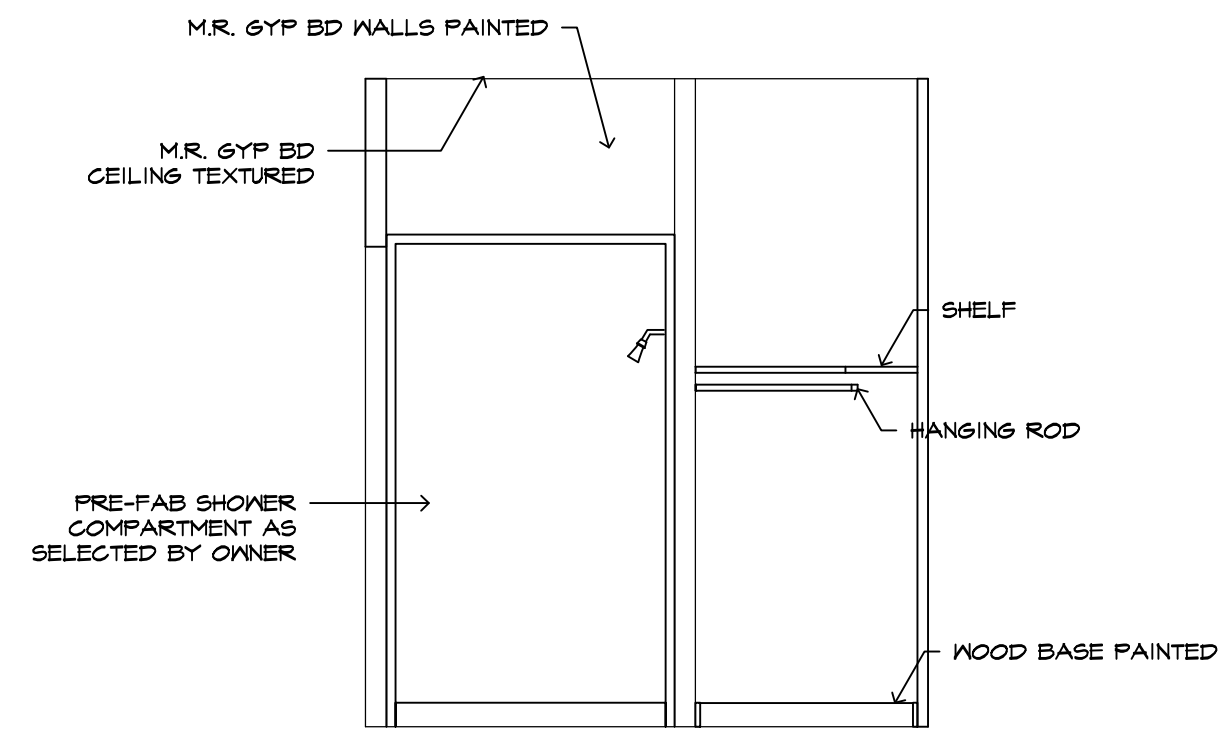
1 UNIT A BATH ELEVATIONS  
3/8" = 1'-0"



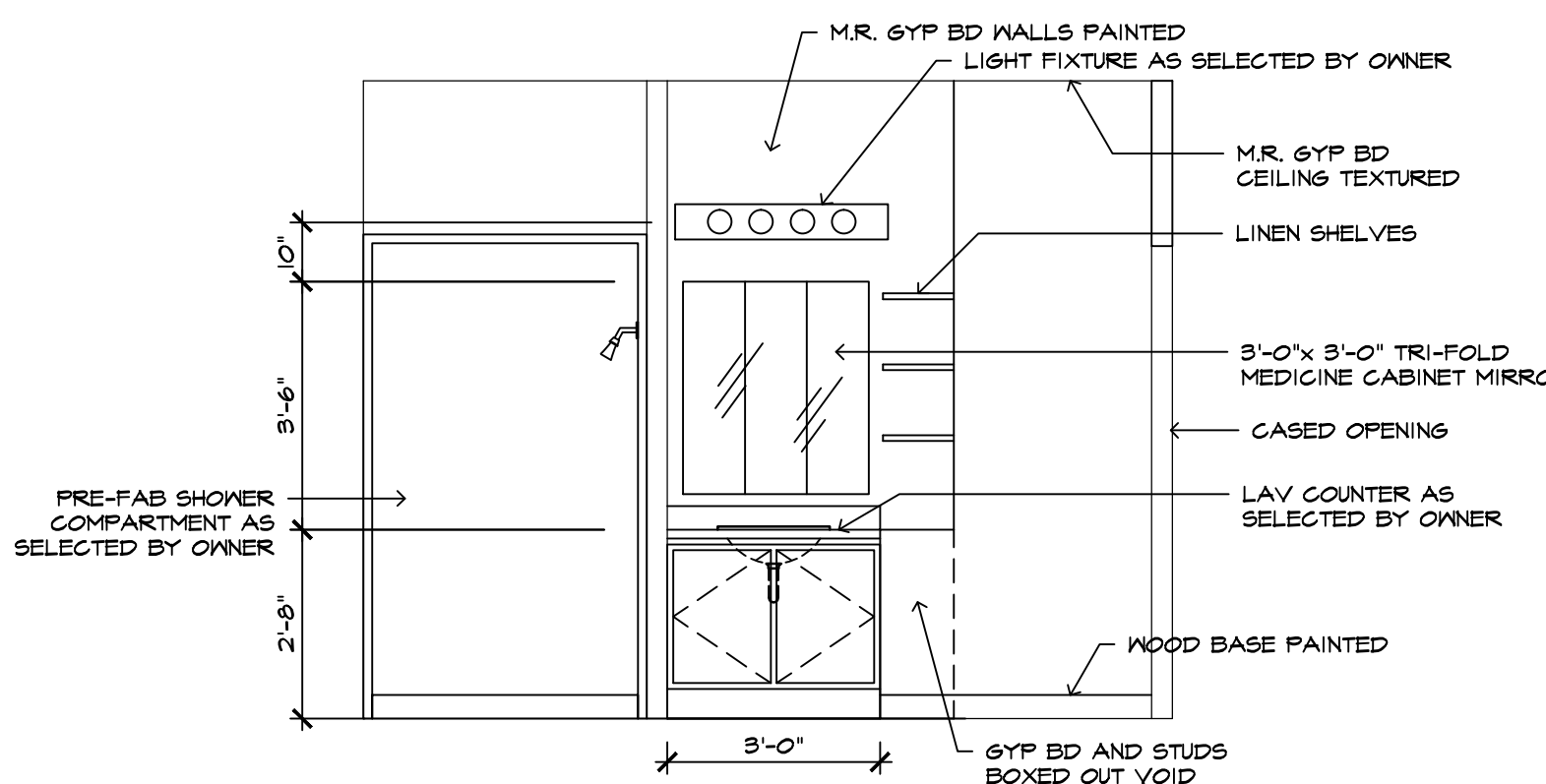
2 UNIT A BATH ELEVATIONS  
3/8" = 1'-0"



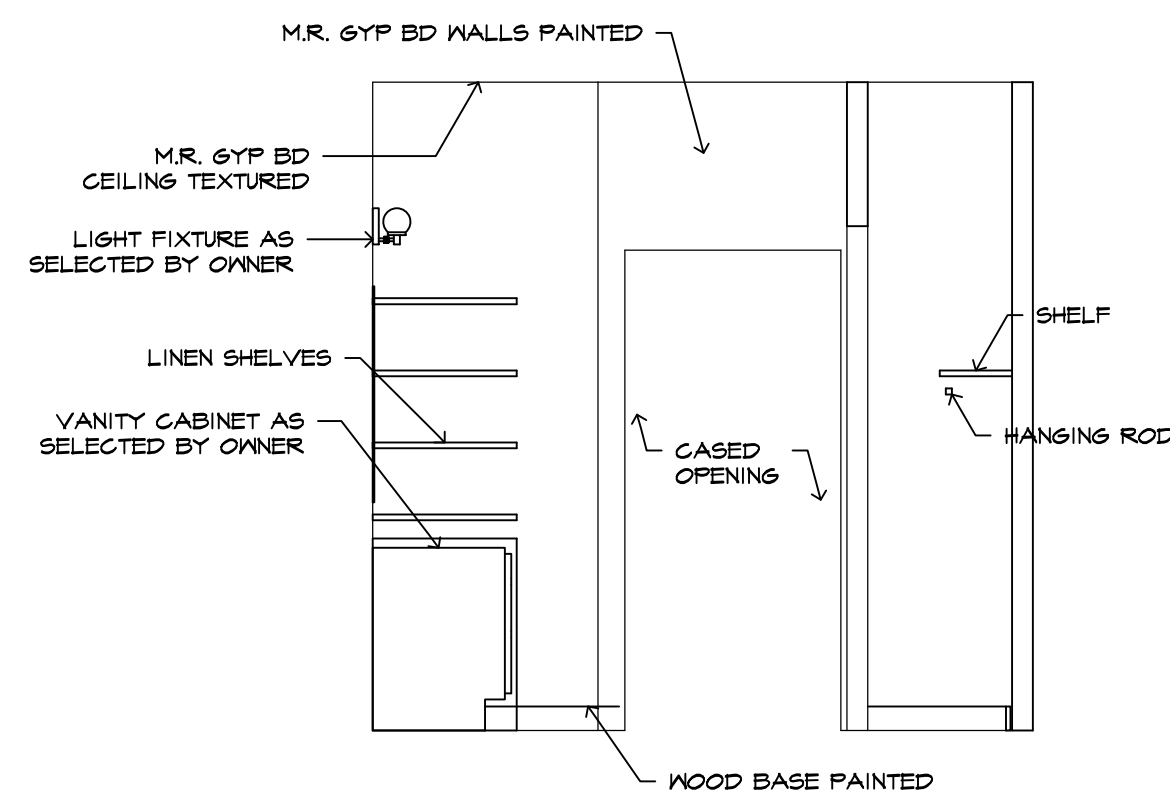
3 UNIT A BATH ELEVATIONS  
3/8" = 1'-0"



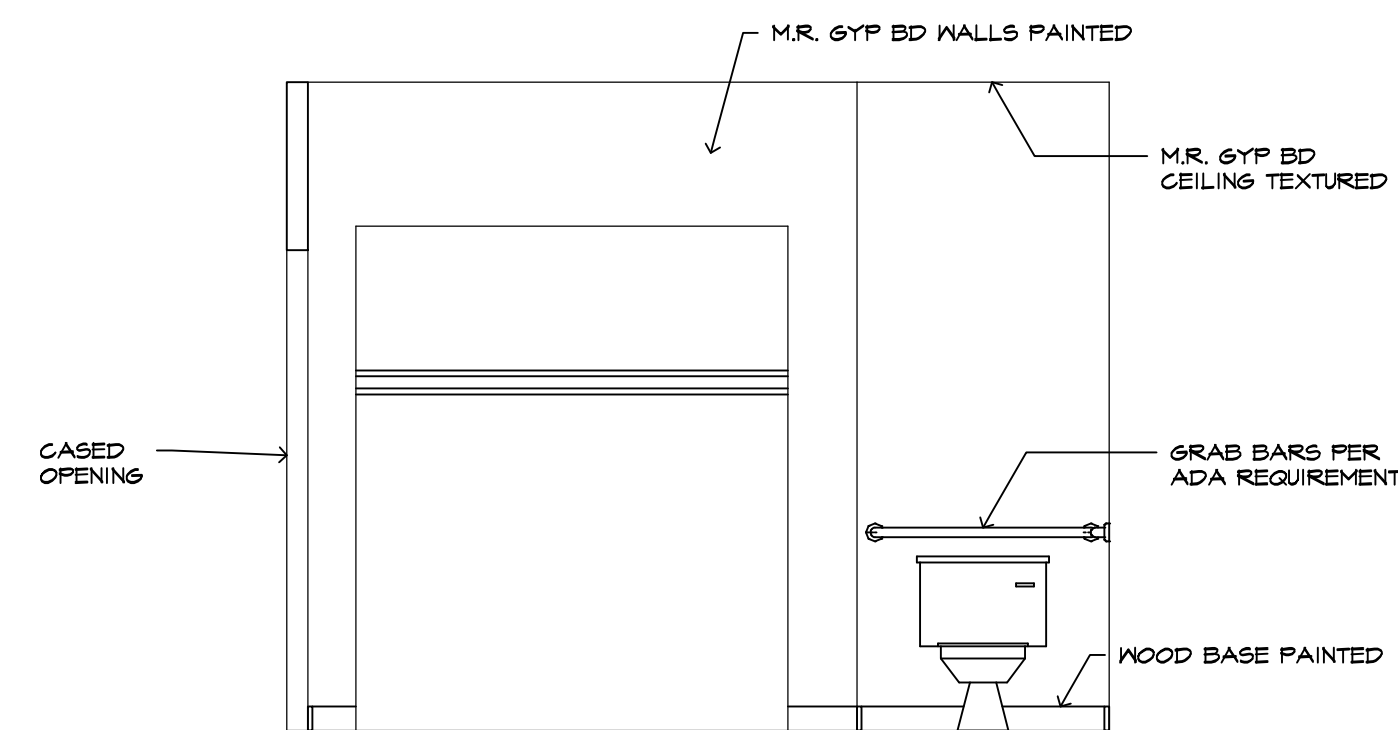
4 UNIT A BATH ELEVATIONS  
3/8" = 1'-0"



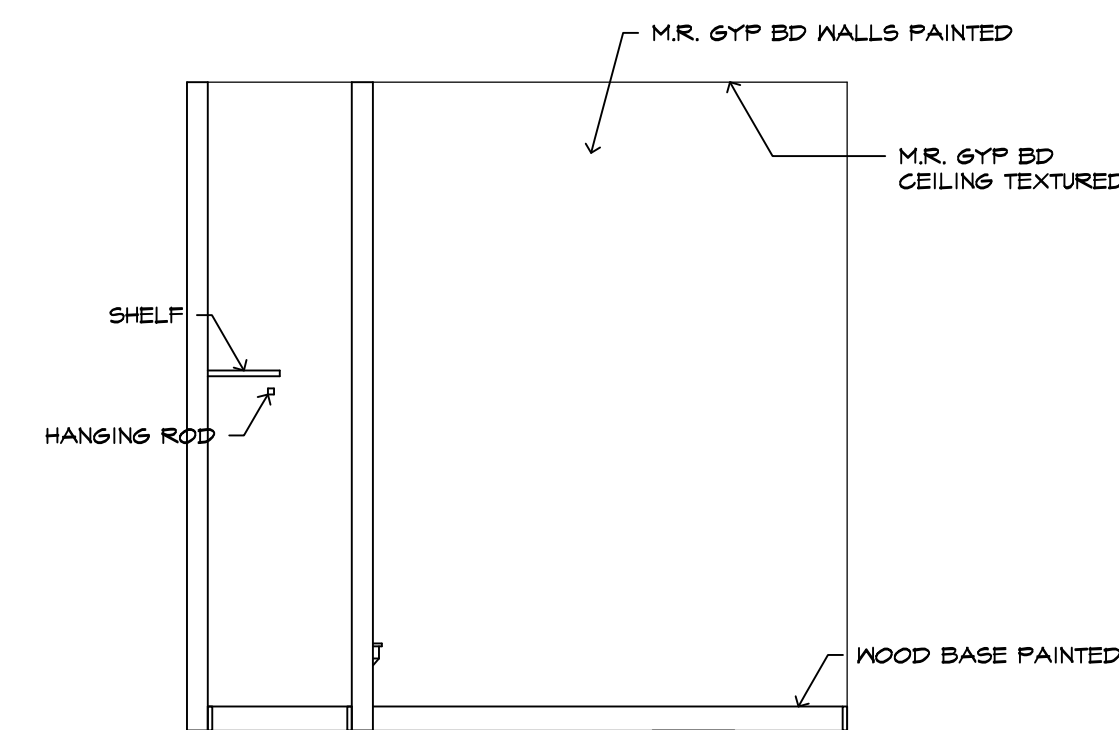
5 UNIT B BATH ELEVATIONS  
3/8" = 1'-0"



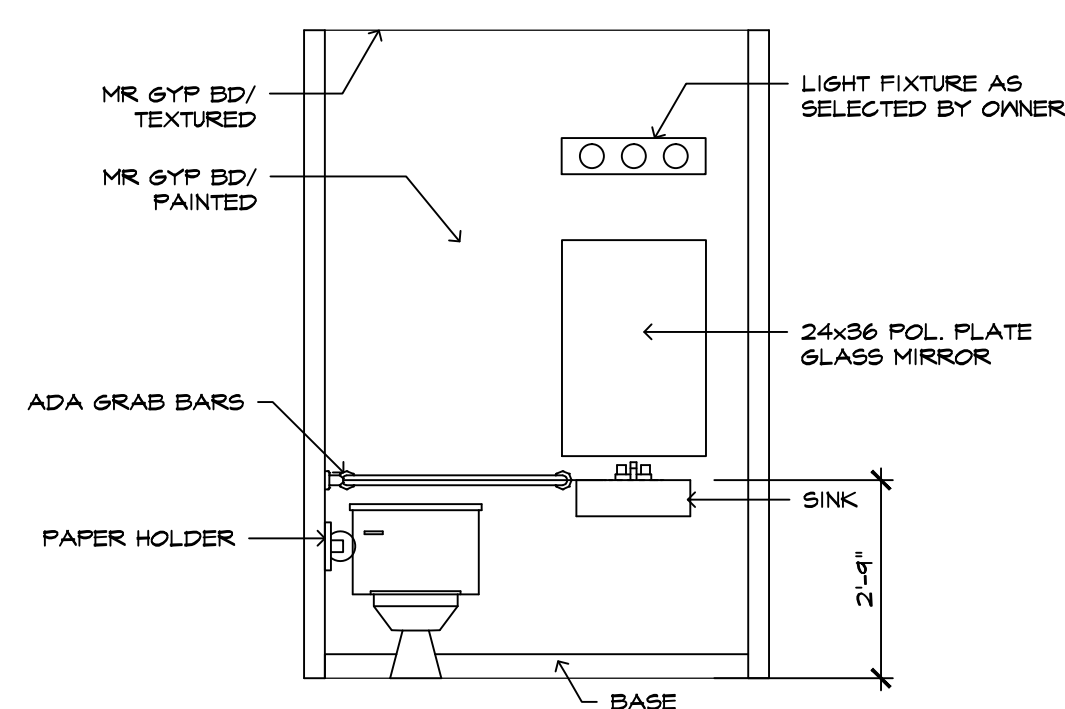
6 UNIT B BATH ELEVATIONS  
3/8" = 1'-0"



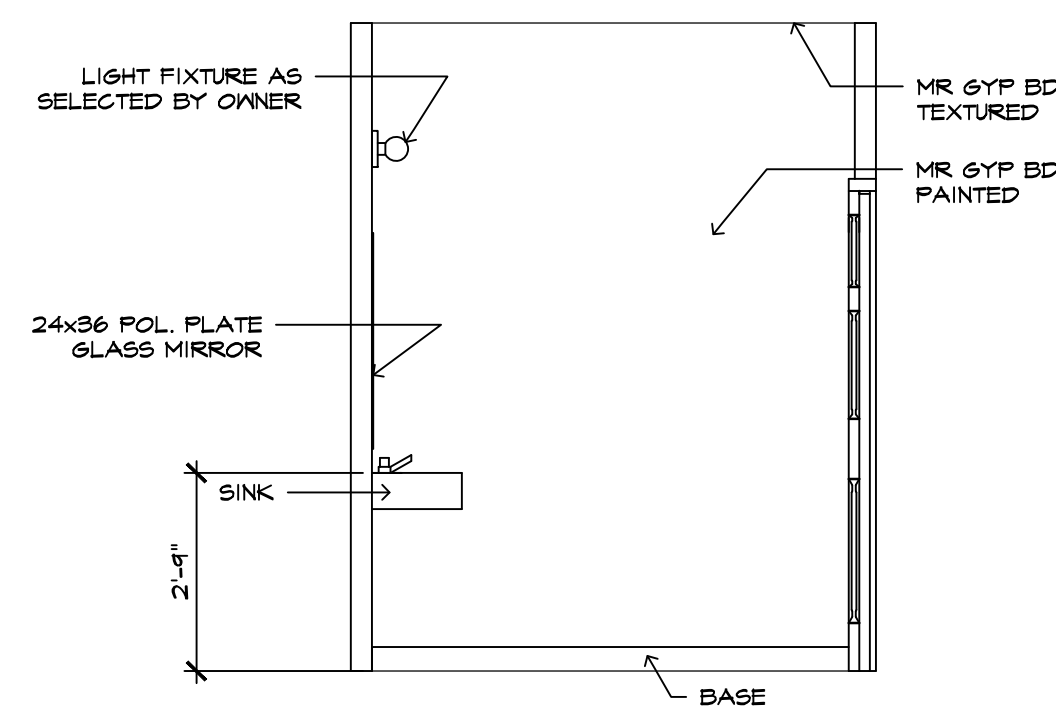
7 UNIT B BATH ELEVATIONS  
3/8" = 1'-0"



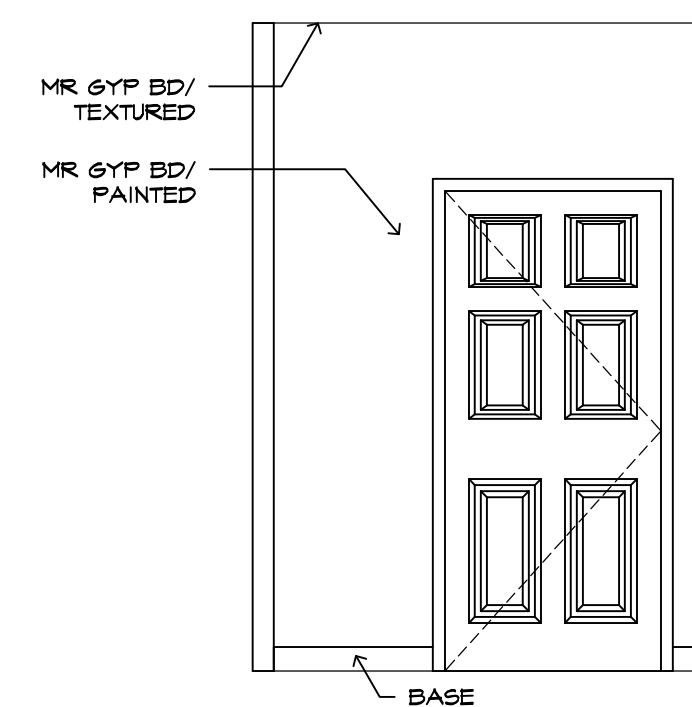
8 UNIT B BATH ELEVATIONS  
3/8" = 1'-0"



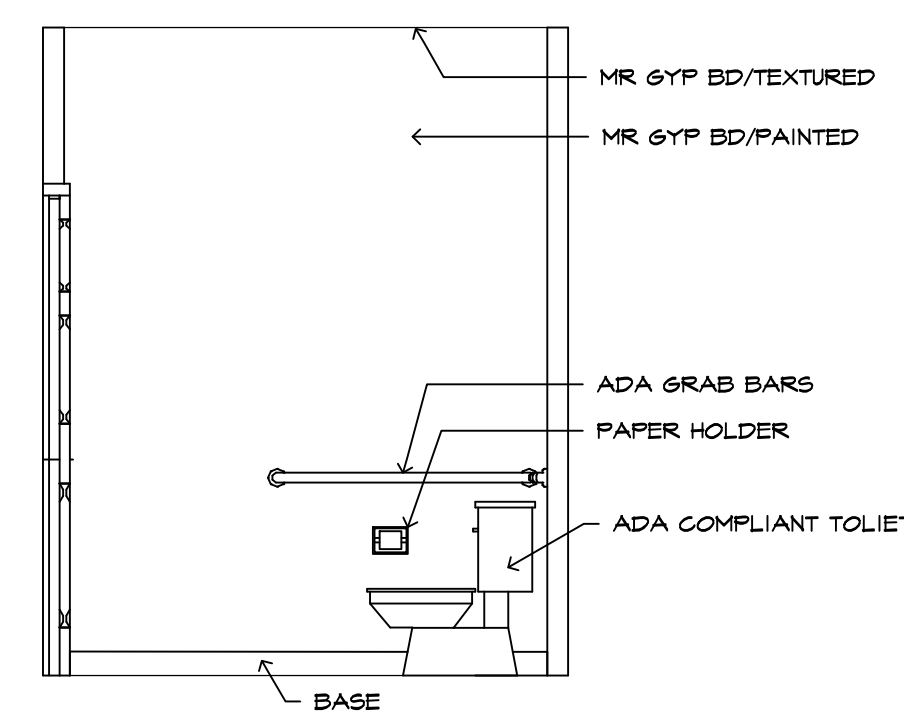
9 TOILET ELEVATIONS  
3/8" = 1'-0"



10 TOILET ELEVATIONS  
3/8" = 1'-0"



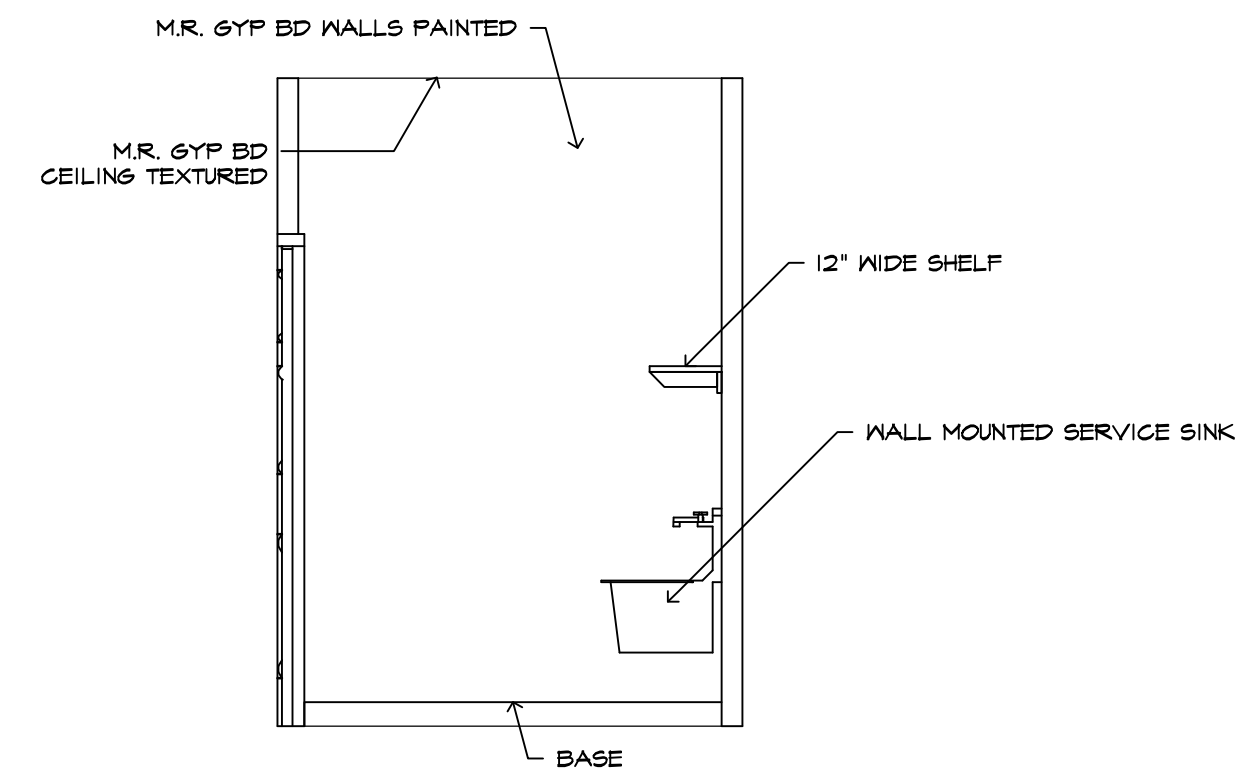
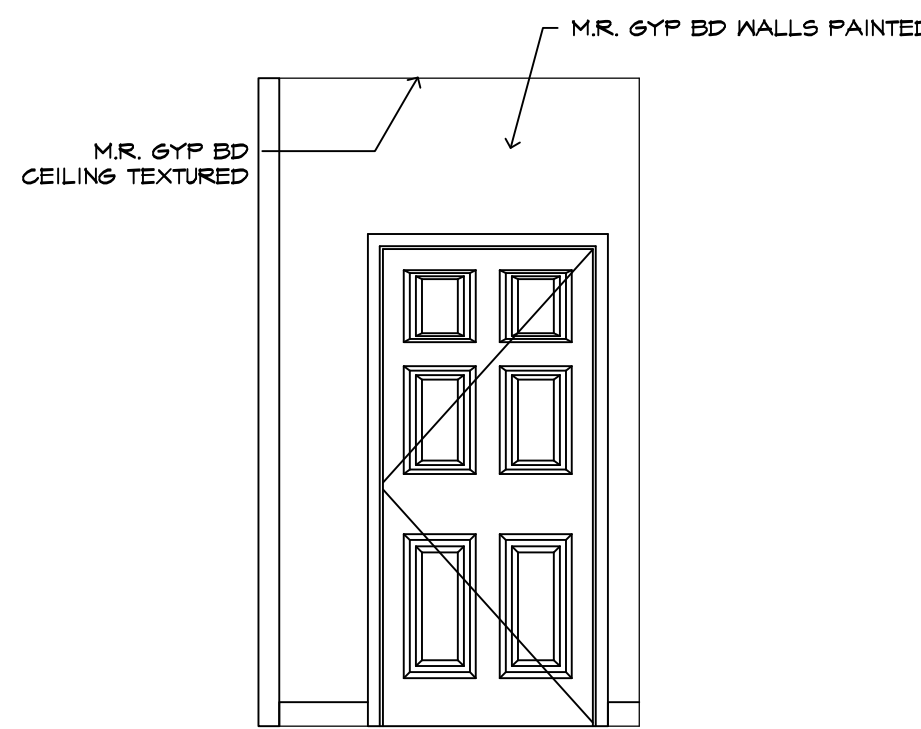
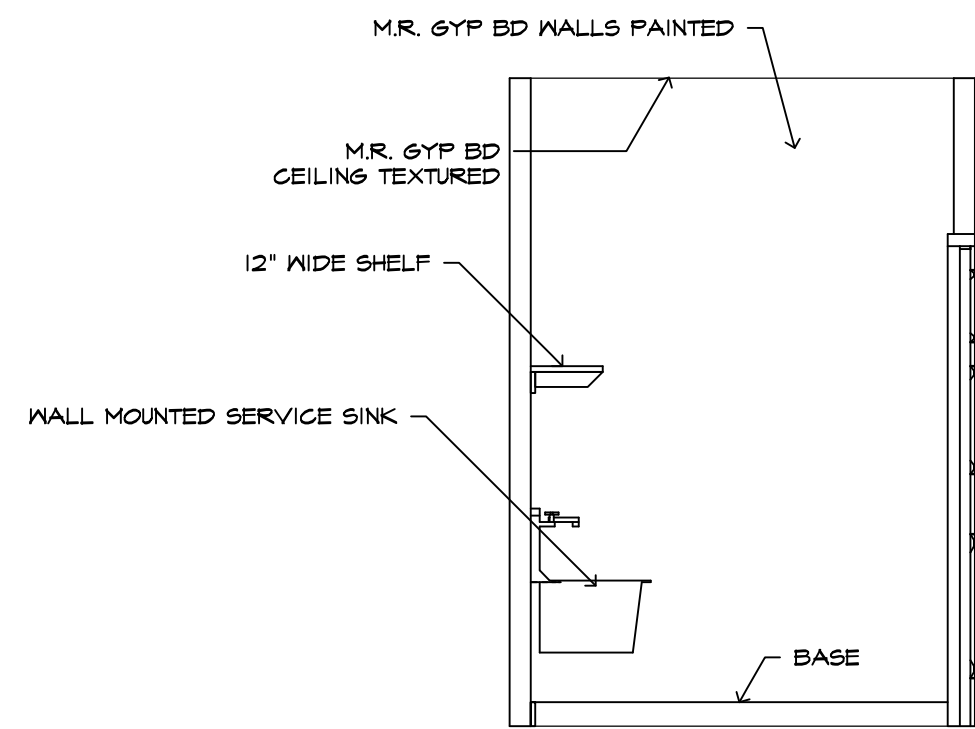
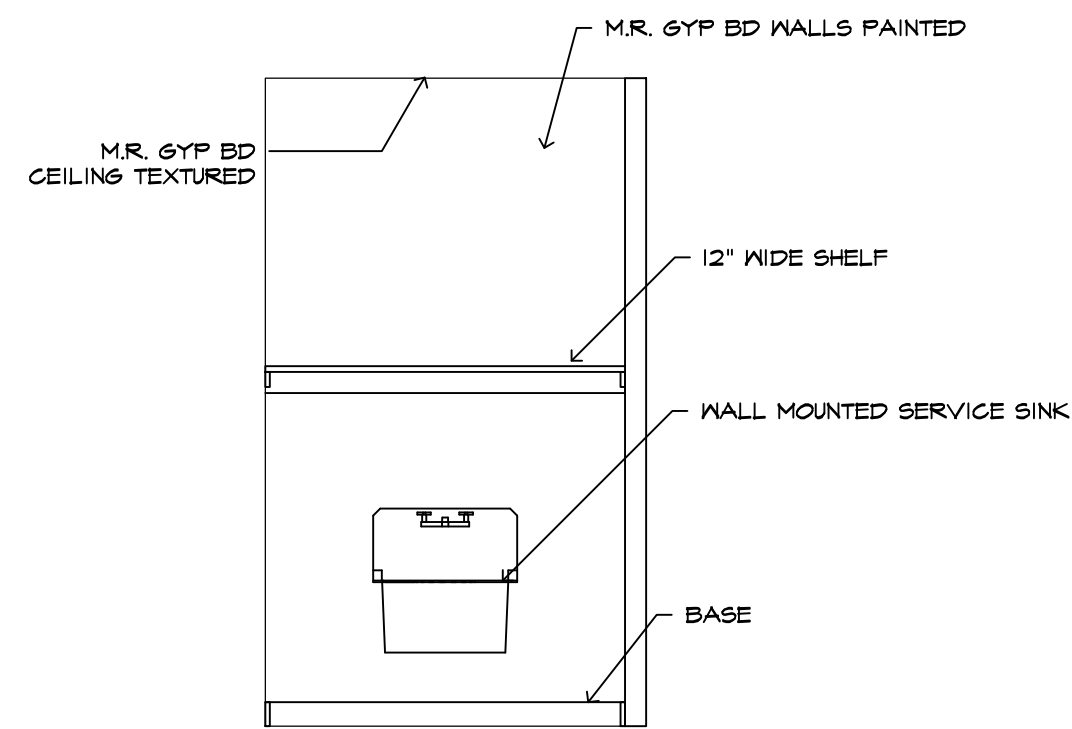
11 TOILET ELEVATIONS  
3/8" = 1'-0"



12 TOILET ELEVATIONS  
3/8" = 1'-0"

ISSUED FOR PERMITS  
AND CONSTRUCTION  
MAY 09, 2018



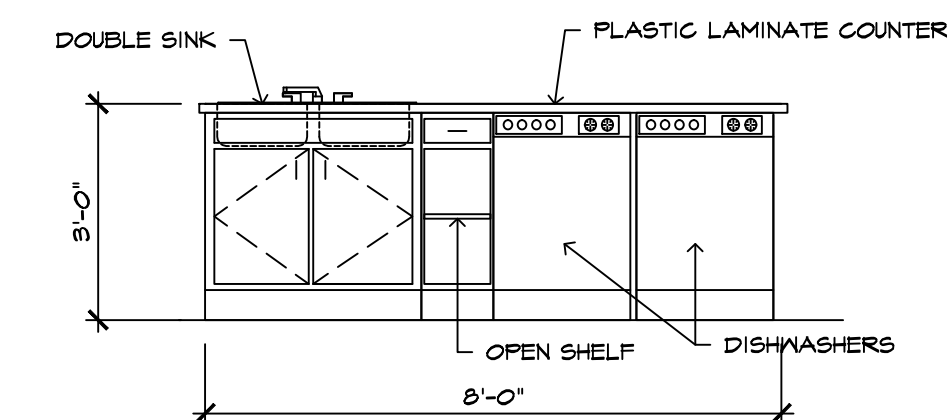
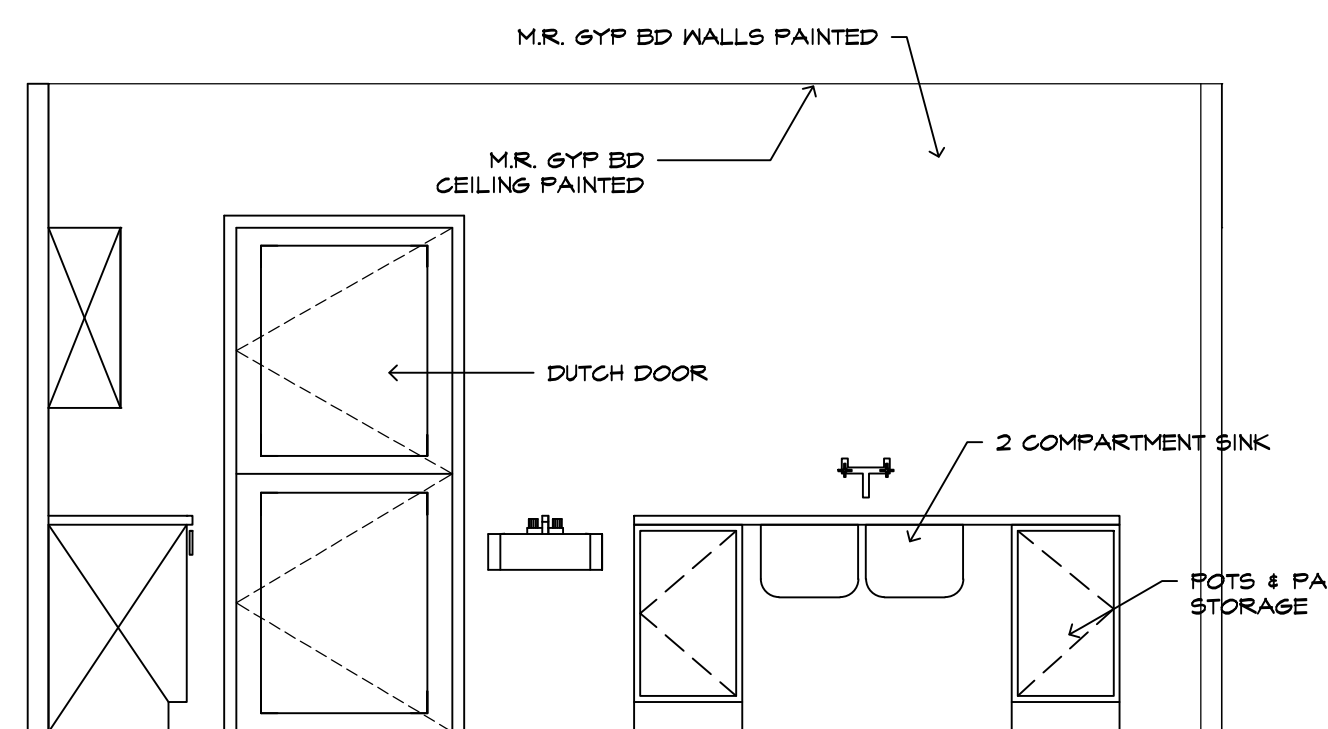
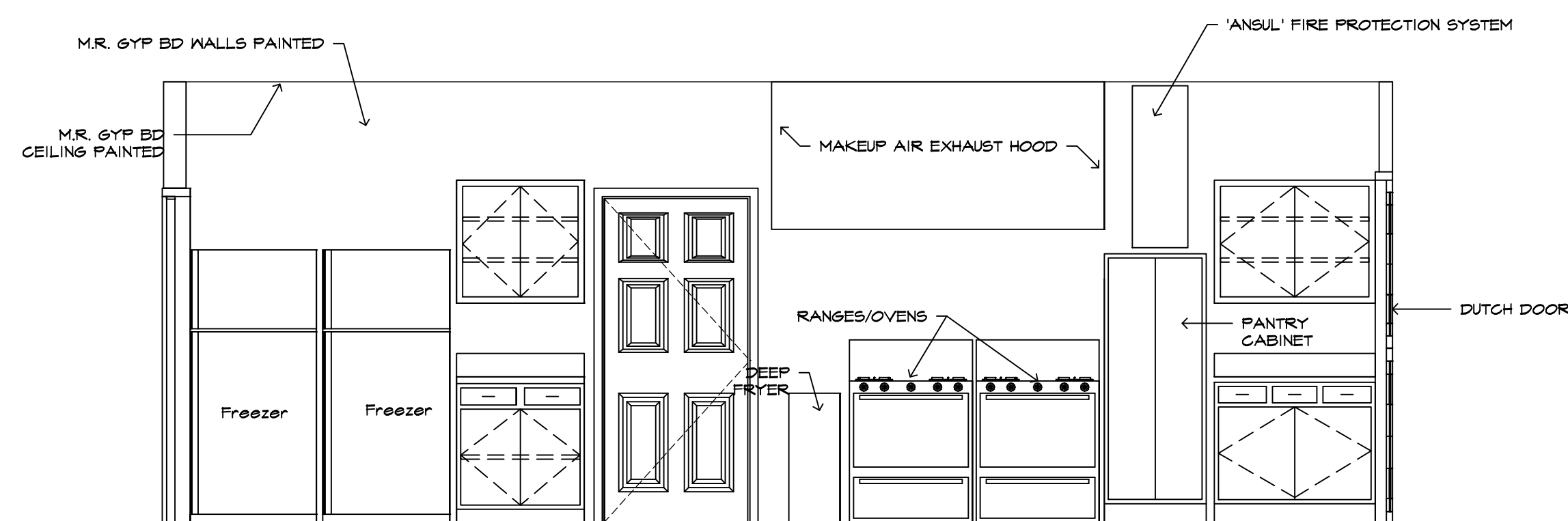


1 JANITOR ELEVATIONS  
3/8" = 1'-0"

2 JANITOR ELEVATIONS  
3/8" = 1'-0"

3 JANITOR ELEVATIONS  
3/8" = 1'-0"

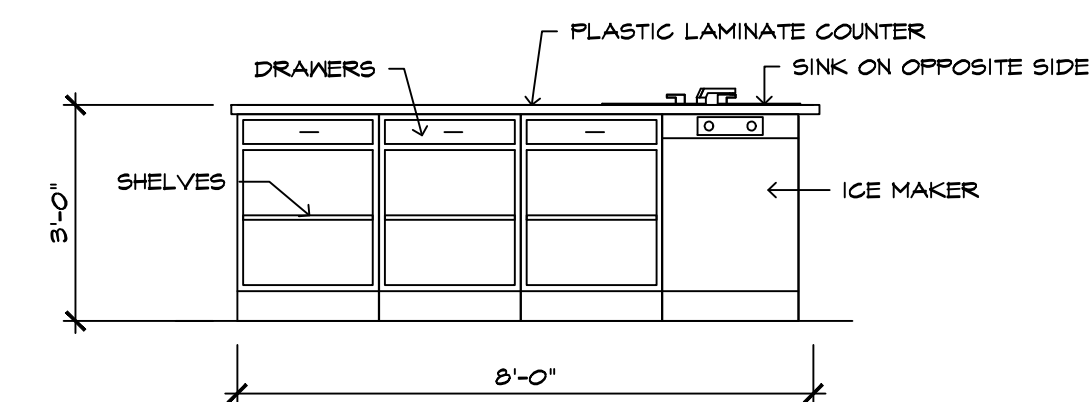
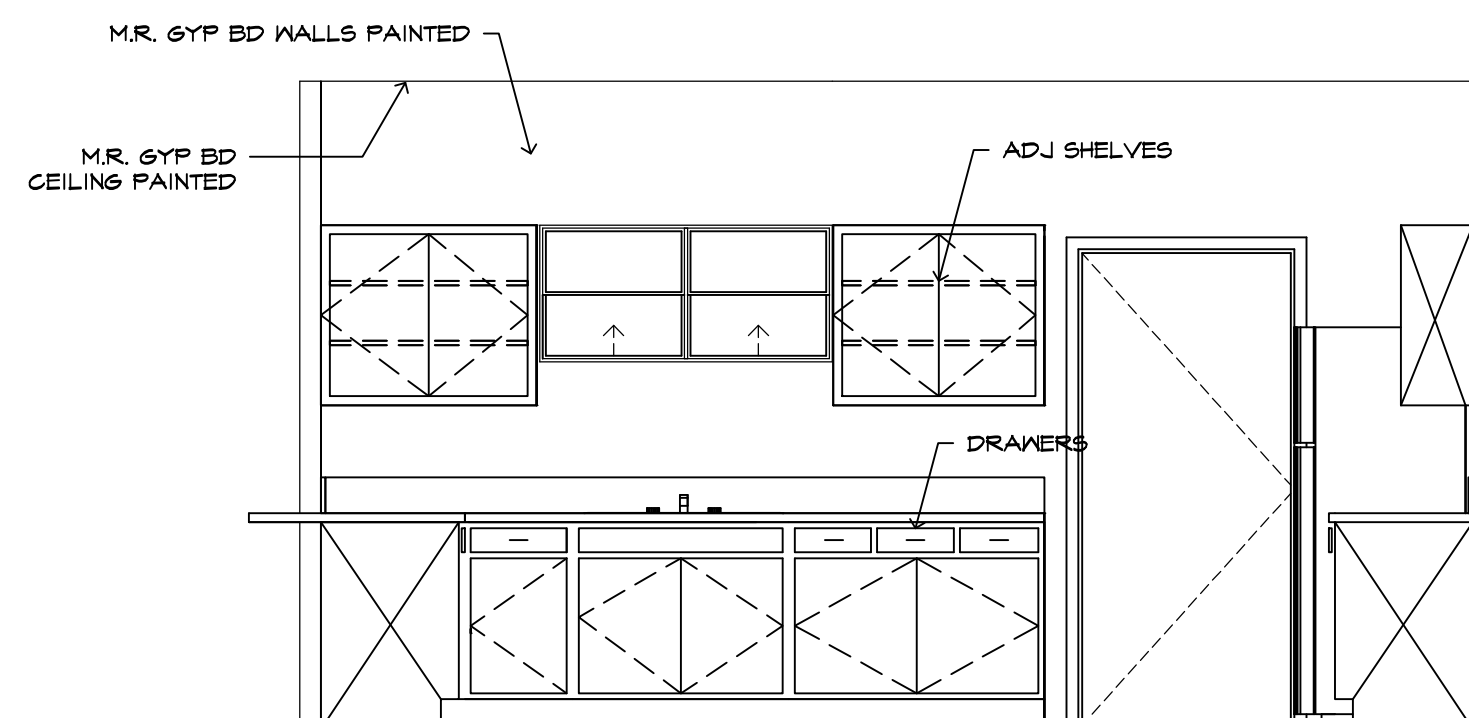
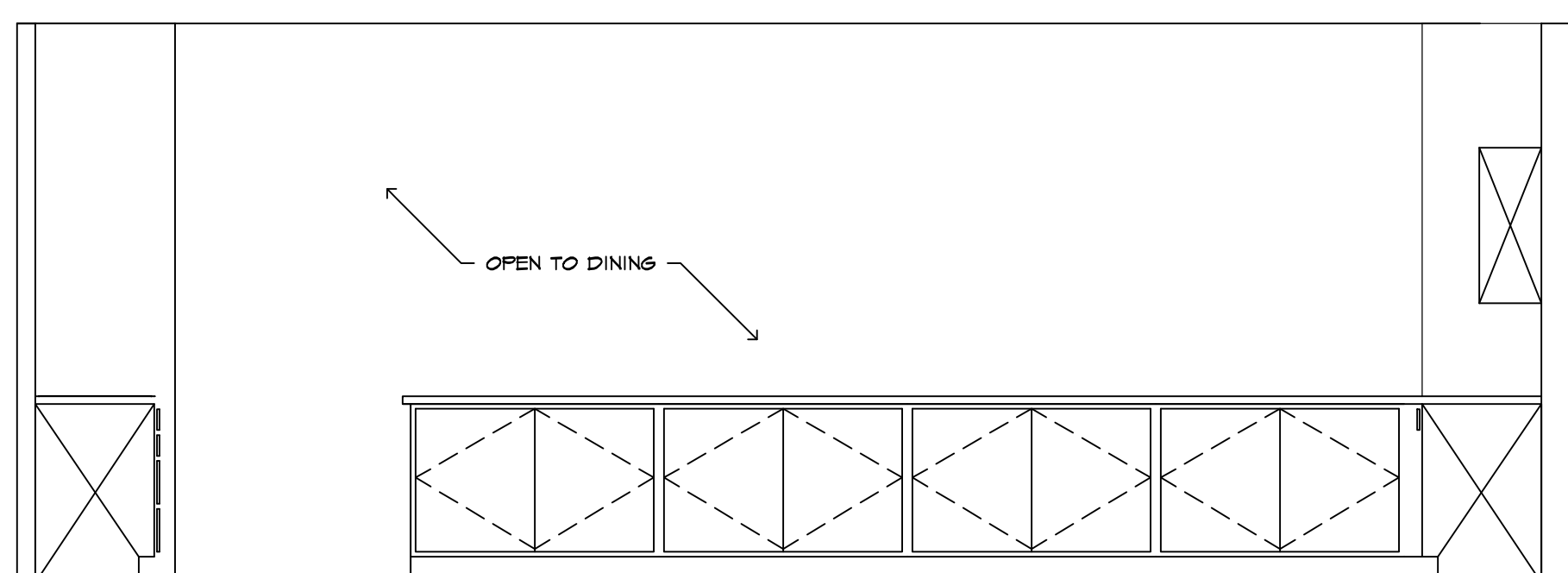
4 JANITOR ELEVATIONS  
3/8" = 1'-0"



5 KITCHEN ELEVATIONS  
3/8" = 1'-0"

6 KITCHEN ELEVATIONS  
3/8" = 1'-0"

9 KITCHEN ISLAND ELEVATION-1  
3/8" = 1'-0"

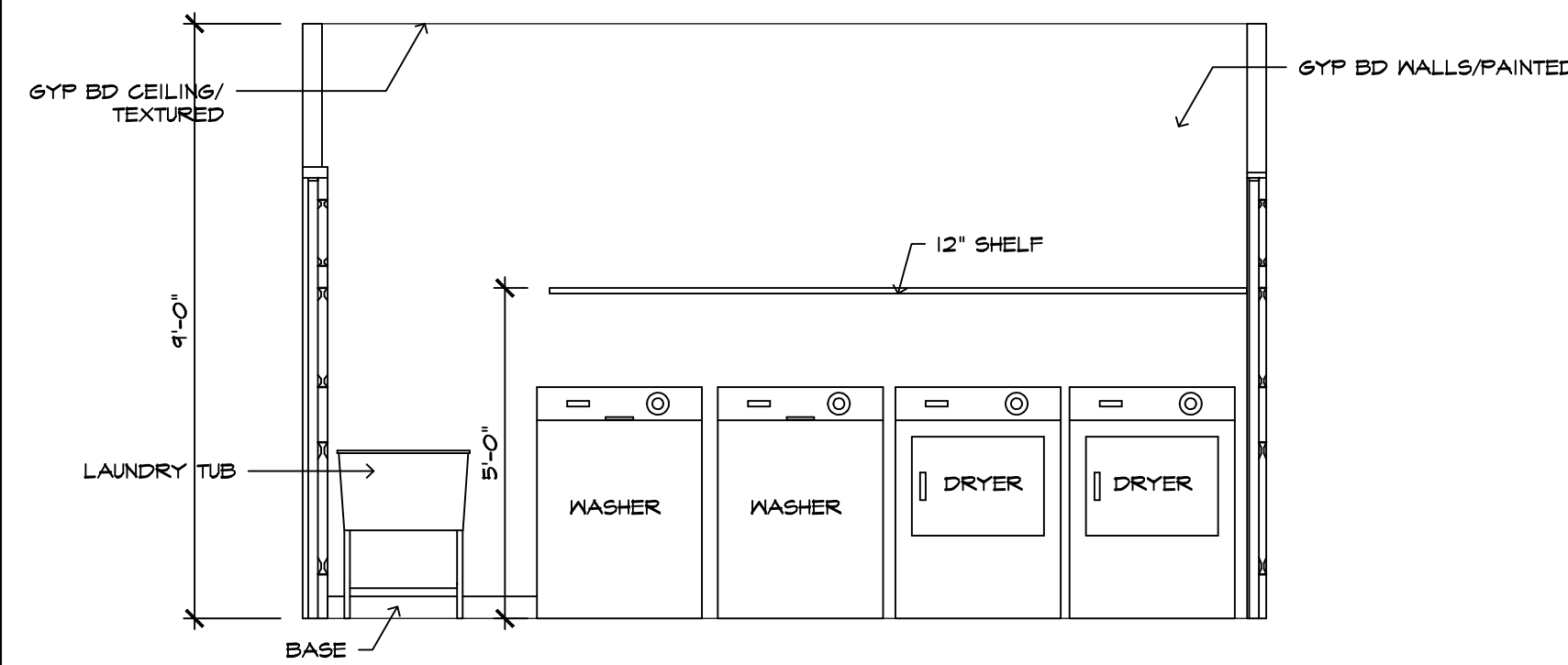


7 KITCHEN ELEVATIONS  
3/8" = 1'-0"

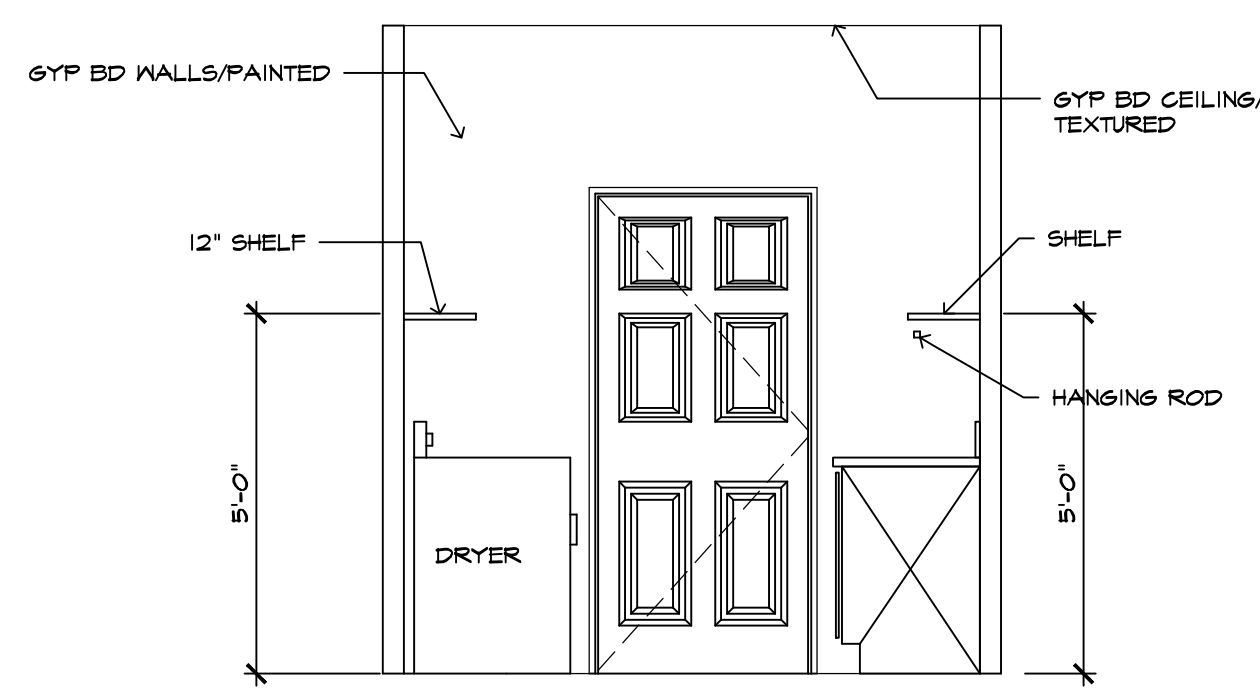
8 KITCHEN ELEVATIONS  
3/8" = 1'-0"

10 KITCHEN ISLAND ELEVATION-2  
3/8" = 1'-0"

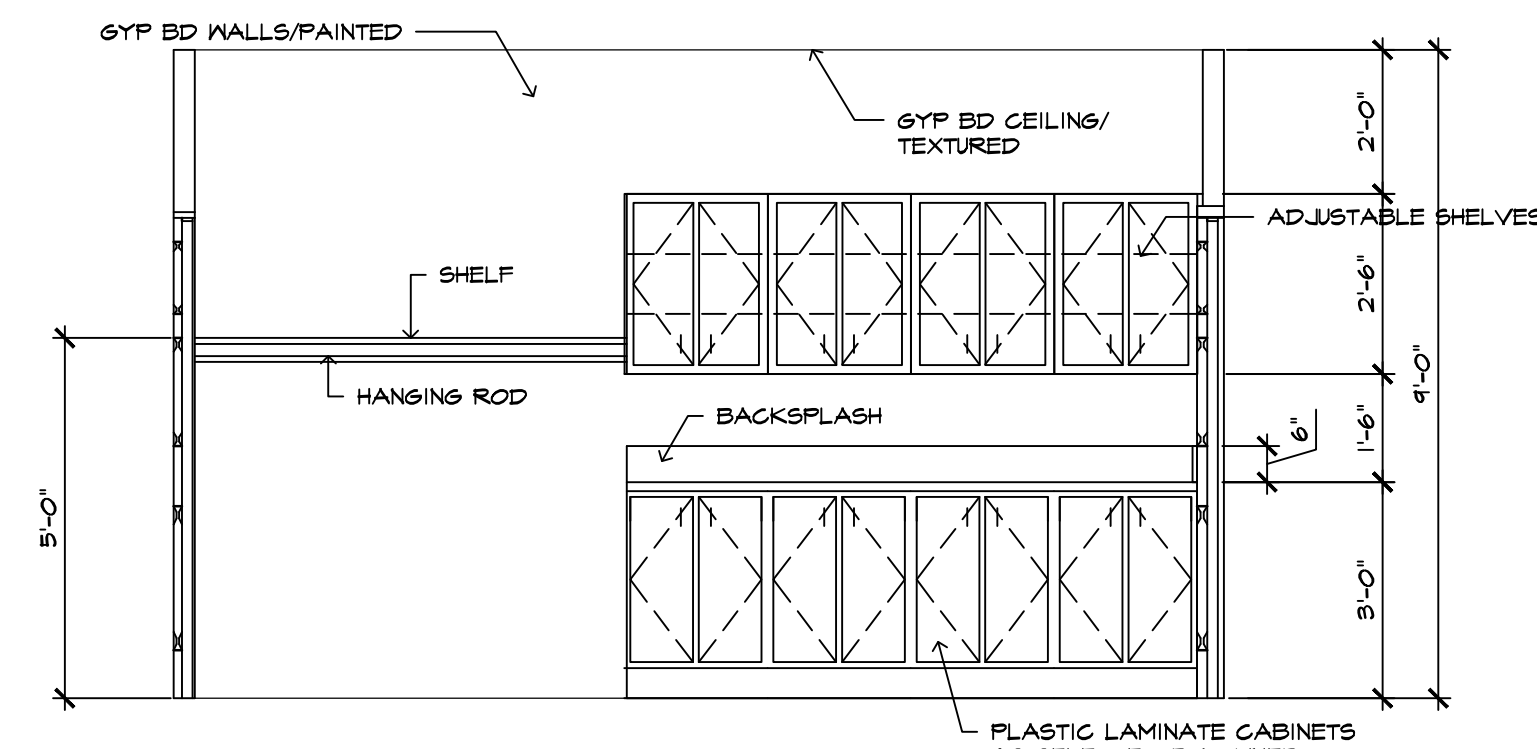
ISSUED FOR PERMITS  
AND CONSTRUCTION  
MAY 09, 2018



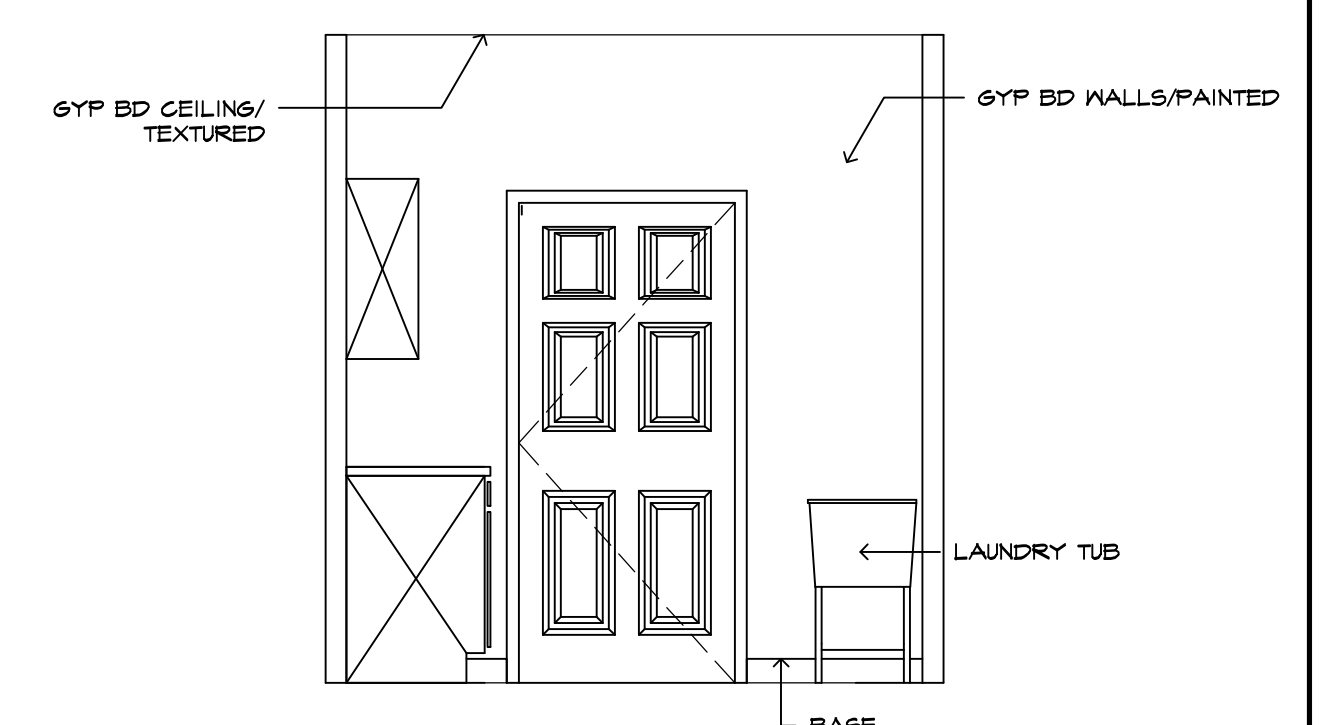
1 LAUNDRY ELEVATIONS  
3/8" = 1'-0"



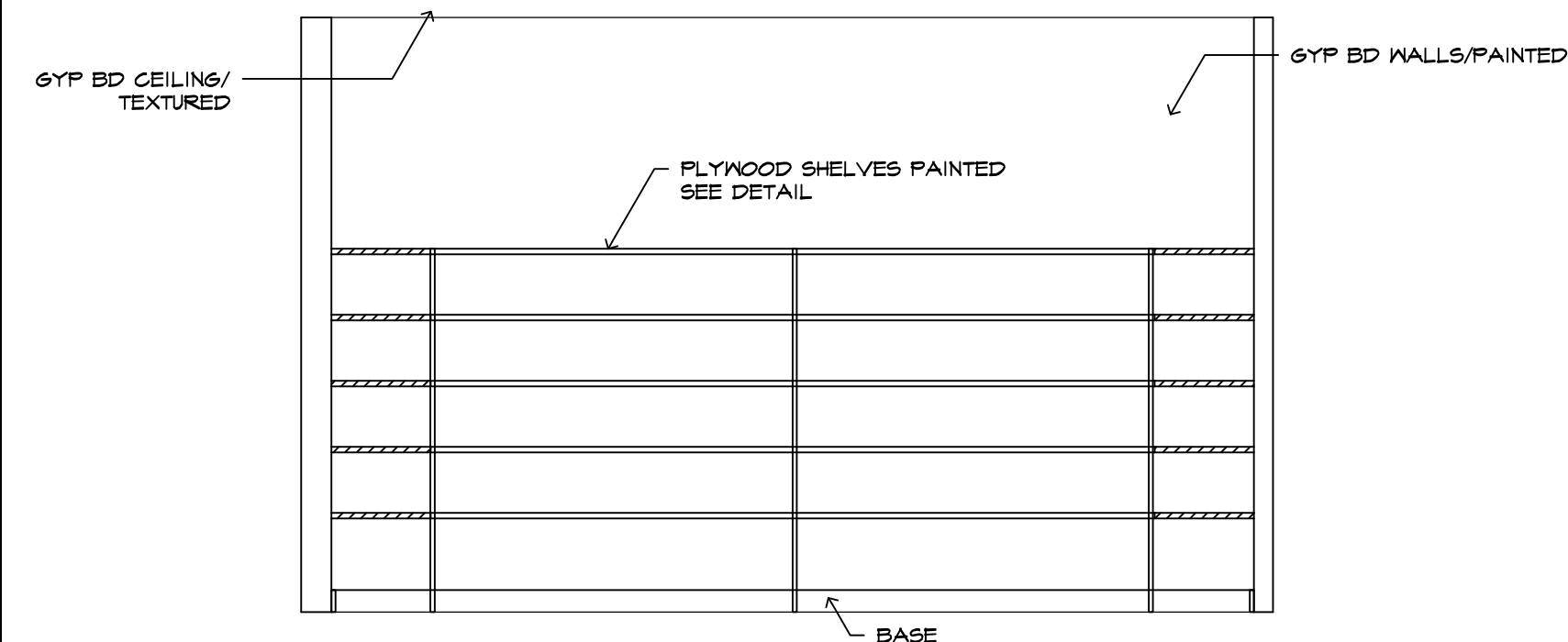
2 LAUNDRY ELEVATIONS  
3/8" = 1'-0"



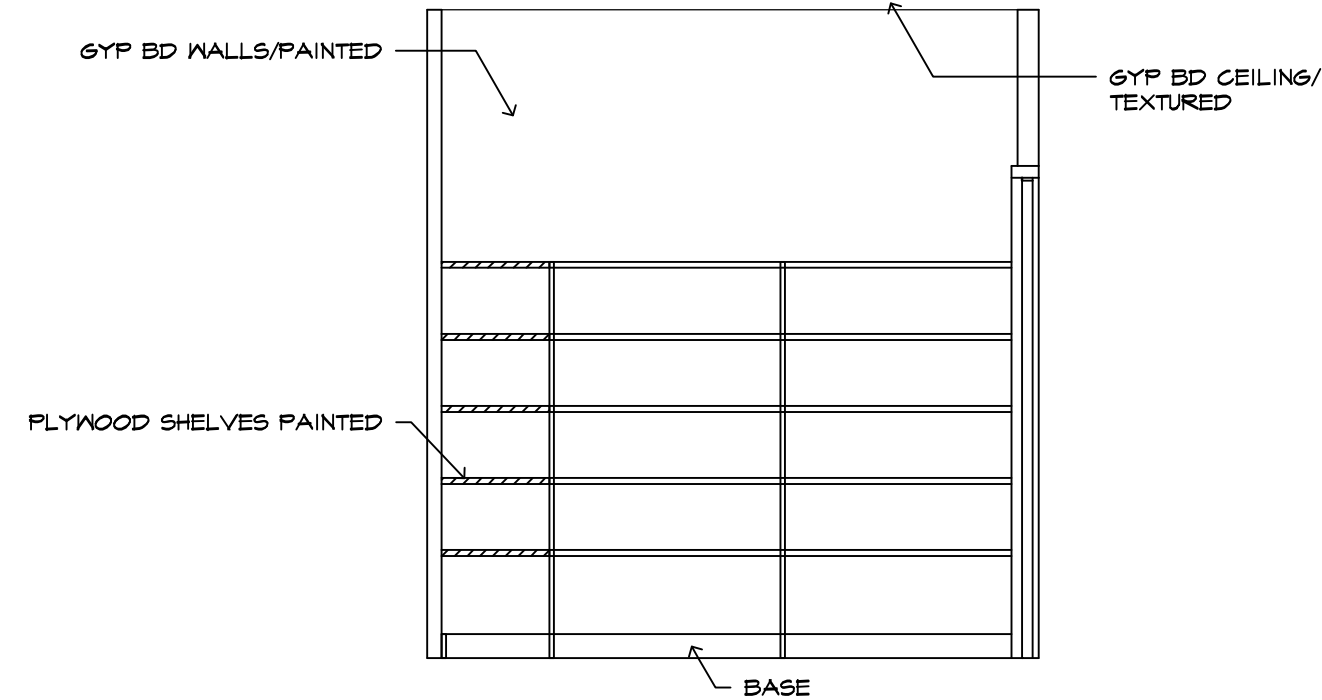
3 LAUNDRY ELEVATIONS  
3/8" = 1'-0"



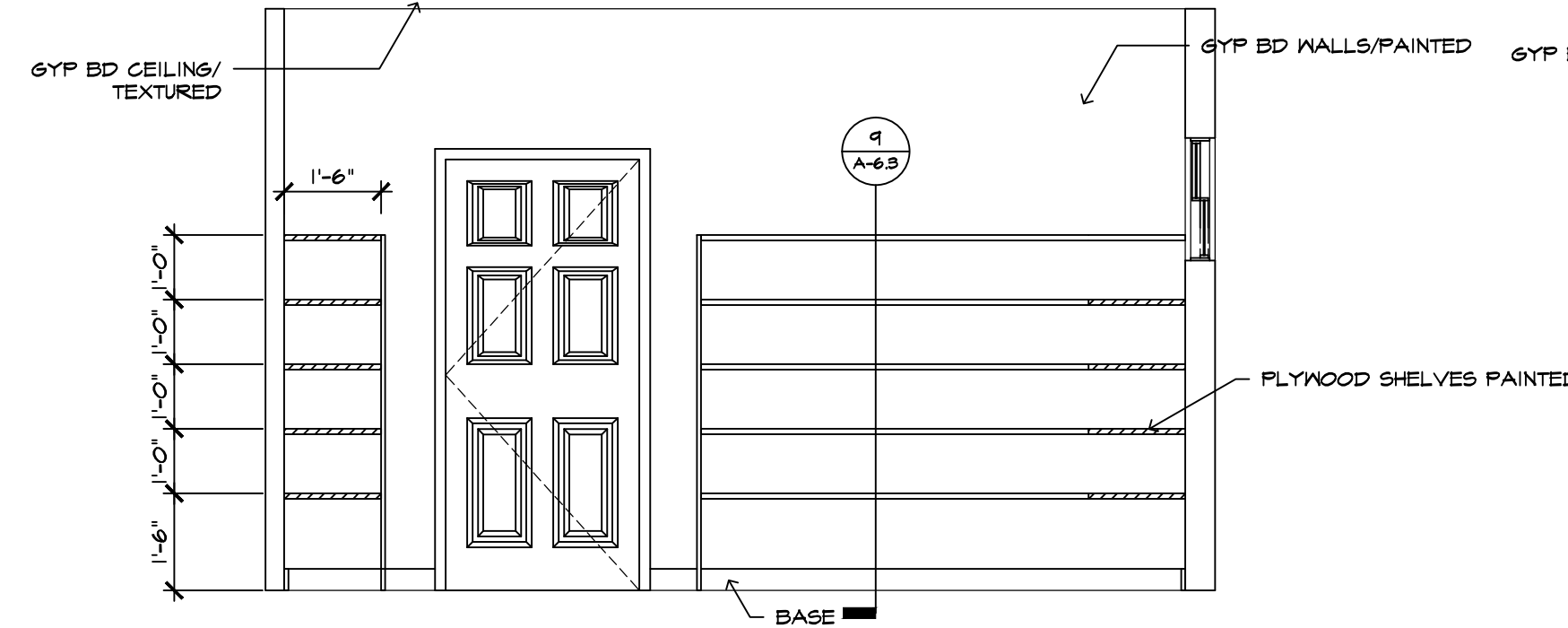
4 LAUNDRY ELEVATIONS  
3/8" = 1'-0"



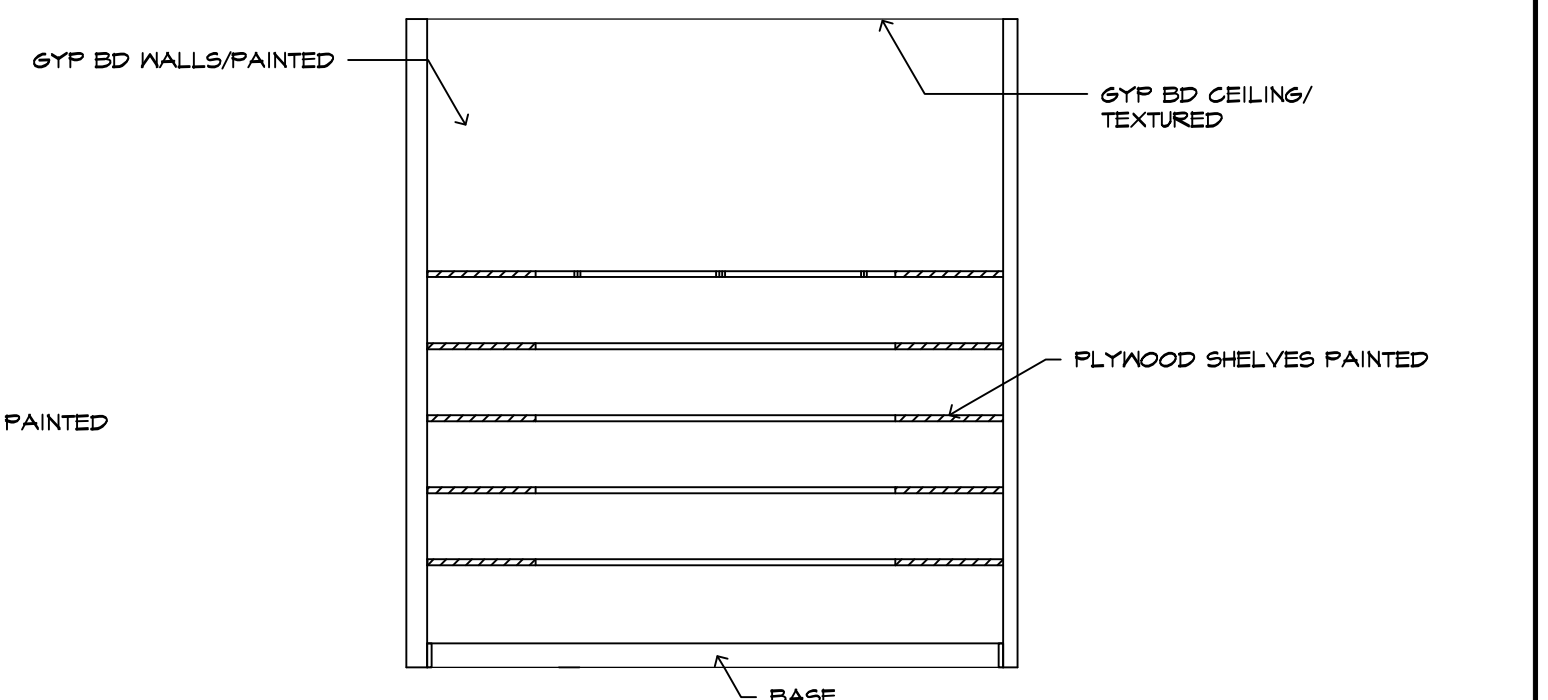
5 PANTRY SHELVING ELEVATIONS  
3/8" = 1'-0"



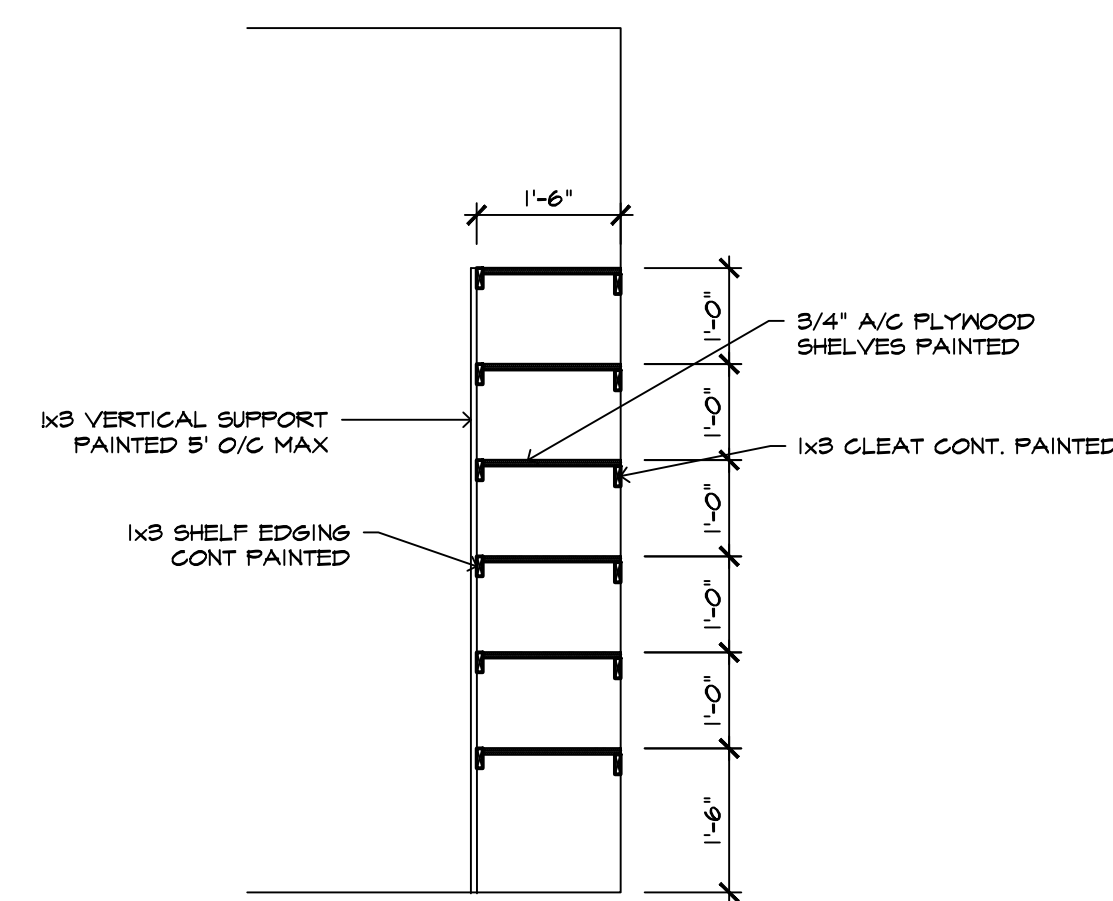
6 PANTRY SHELVING ELEVATIONS  
3/8" = 1'-0"



7 PANTRY SHELVING ELEVATIONS  
3/8" = 1'-0"



8 PANTRY SHELVING ELEVATIONS  
3/8" = 1'-0"

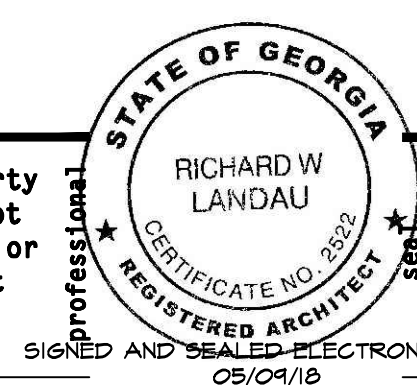


9 PANTRY SHELVING DETAIL  
1/2" = 1'-0"

ISSUED FOR PERMITS  
AND CONSTRUCTION  
MAY 09, 2018

**richard landau**  
ARCHITECTS & PLANNERS

2266 Gainesville Highway Blairsville, Georgia 30512  
(706) 745-5824 mountainarchitect@msn.com fax (775) 890-8644



this drawing is the property of the architect and is not to be reproduced, changed or altered in any way without written permission of the architect

project name  
**STONEHENGE SENIOR LIVING BUILDING #5**  
2573 MURPHY HIGHWAY BLAIRVILLE, GEORGIA

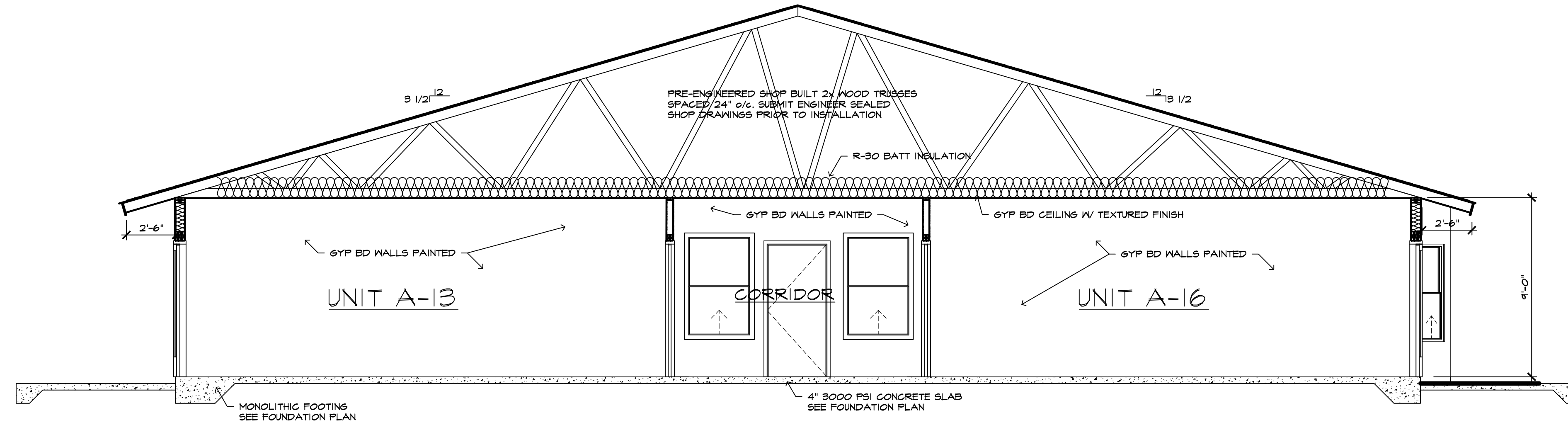
project  
**18-07**

number  
**INTERIOR ELEVATIONS-LAUNDRY & PANTRY**  
drawn J.W.H. checked R.L. approved

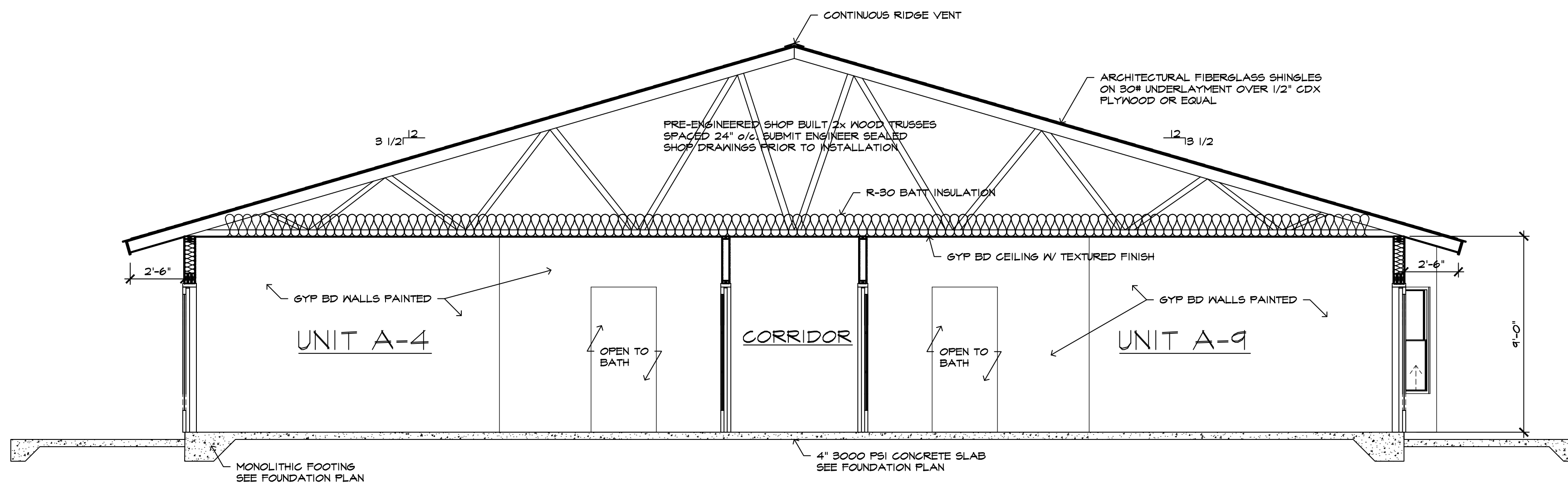
sheet title

sheet  
**A-6.3**  
10 of 19

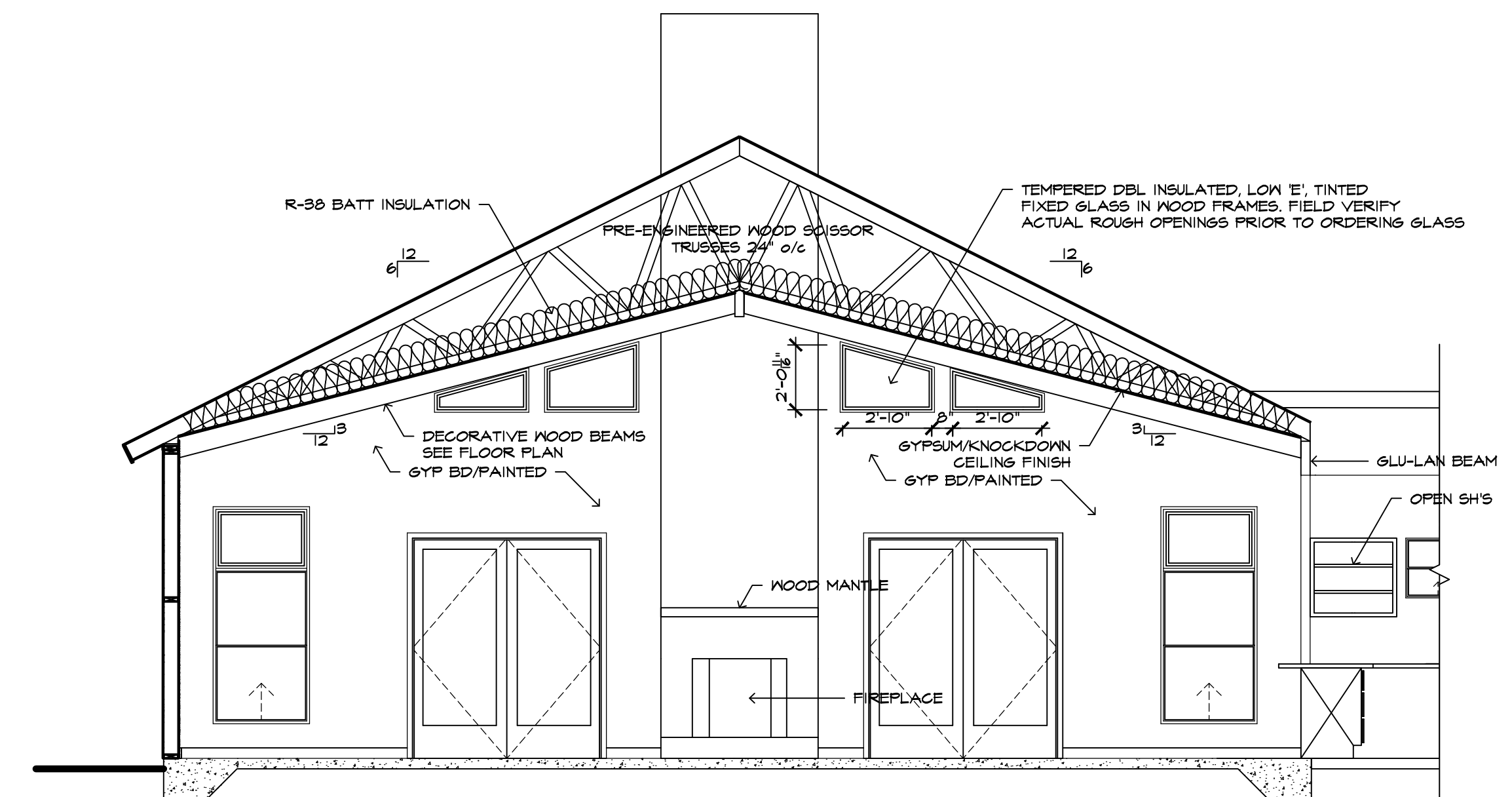
date 08/08/18  
revisions 04/02/18



3 SECTION THRU WING B  
1/4" = 1'-0"



1 SECTION THRU WING A  
1/4" = 1'-0"

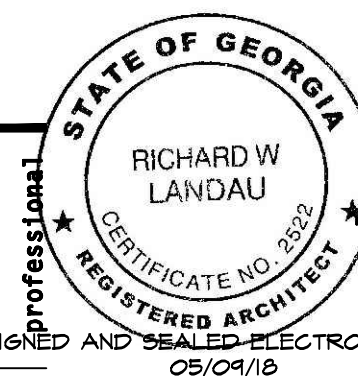


2 SECTION THRU DINING  
1/4" = 1'-0"

ISSUED FOR PERMITS  
AND CONSTRUCTION  
MAY 09, 2018

**richard landau**  
ARCHITECTS & PLANNERS

2266 Gainesville Highway Blairsville, Georgia 30512  
(706) 745-5824 mountainarchitect@msn.com fax (775) 890-8644



project name  
**STONEHENGE SENIOR LIVING BUILDING #5**  
2573 MURPHY HIGHWAY BLAIRSVILLE, GEORGIA

project  
**18-07**

number  
**18-07**

drawn J.W.H.

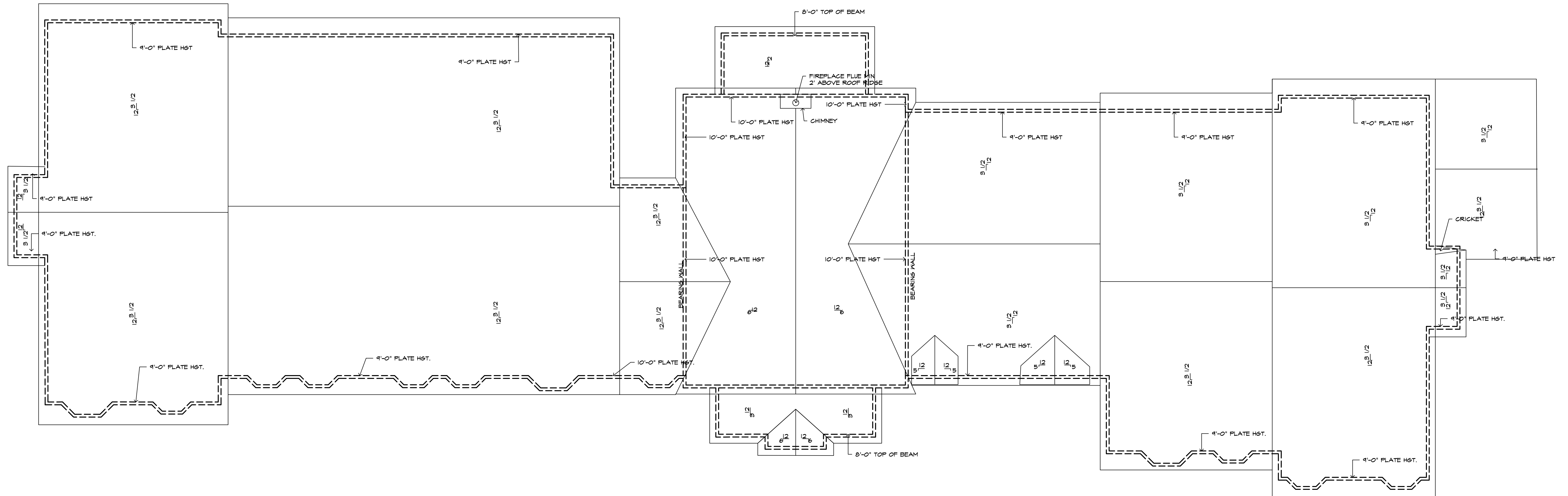
sheet title  
**SECTIONS**

checked R.L.

approved

sheet  
**A-7.1**  
11 of 19

date 08/08/18  
revisions 04/02/18

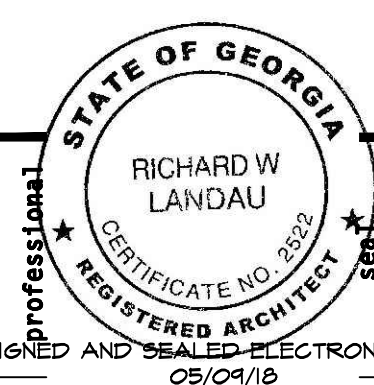


**ROOF PLAN**  
1/8" = 1'-0"

ISSUED FOR PERMITS  
AND CONSTRUCTION  
MAY 09, 2018

**richard landau**  
ARCHITECTS & PLANNERS

2266 Gainesville Highway Blairsville, Georgia 30512  
(706) 745-5824 mountainarchitect @ msn.com fax (775) 890-8644



project name  
**STONEHENGE SENIOR LIVING BUILDING #5**  
2573 MURPHY HIGHWAY BLAIRVILLE, GEORGIA

project number  
**18-07**

drawn  
J.W.H.

sheet title  
**ROOF PLAN**

checked R.L.

approved

sheet  
**A-9.1**  
12 of 19

date 08/08/18  
revisions 04/02/18

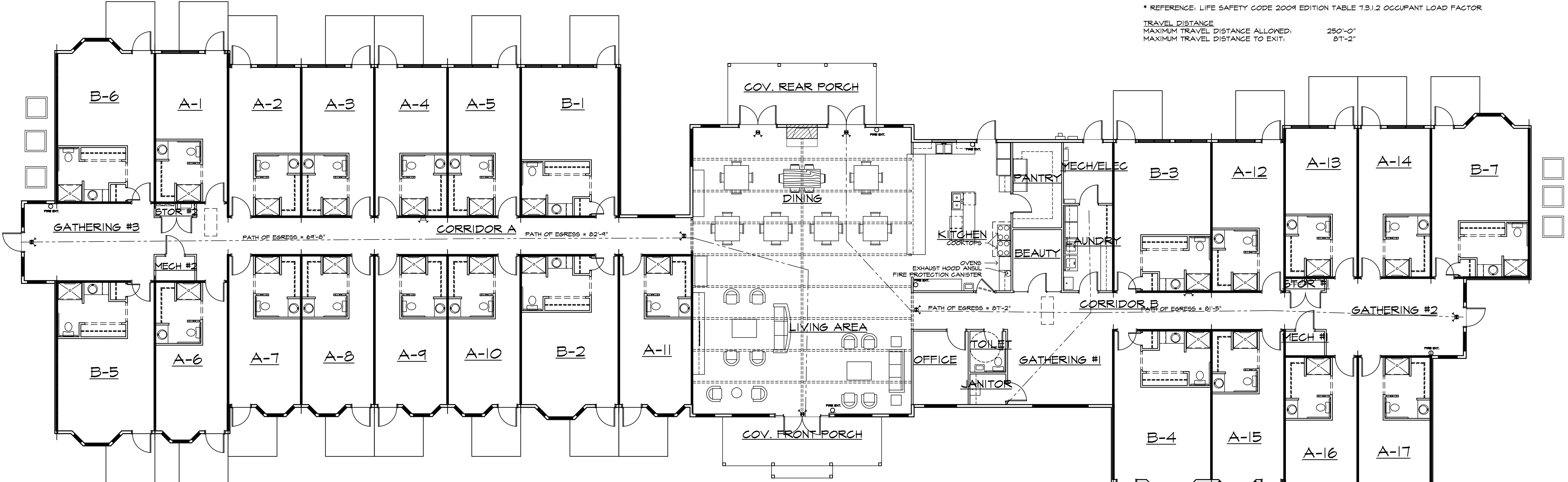


**LEGEND** NOTE: NOT ALL SYMBOLS ARE USED ON ALL SHEETS.

- EMERGENCY EXIT LIGHT
- EMERGENCY EGRESS LIGHT
- SMOKE DETECTOR
- ATTIC SMOKE DETECTOR
- FIRE EXTINGUISHER-SURFACE MOUNTED

ROOM NAME	OCCUPANCY CLASS	FLOOR AREA	SF/PERSON	OCCUPANT LOAD
A-1	R2	282.8	200	1.4
A-2	R2	308.9	200	1.5
A-3	R2	282.8	200	1.4
A-4	R2	282.8	200	1.4
A-5	R2	282.8	200	1.4
B-1	R2	386.5	200	1.9
A-6	R2	284.8	200	1.4
A-7	R2	338.7	200	1.7
A-8	R2	284.7	200	1.4
A-9	R2	284.9	200	1.4
A-10	R2	284.8	200	1.4
B-2	R2	344.1	200	2.0
A-11	R2	284.7	200	1.4
DINING	R2	736.2	200	3.7
LIVING AREA	R2	431.4	200	4.7
OFFICE	R2	108.0	200	.5
TOILET	R2	34.0	200	.2
JANITOR	R2	24.3	200	.1
GATHERING #1	R2	210.3	200	1.1
B-4	R2	344.2	200	2.0
A-15	R2	284.8	200	1.4
A-16	R2	284.8	200	1.4
A-17	R2	284.9	200	1.4
MECH #1	R2	25.5	200	.1
GATHERING #2	R2	276.3	200	1.4
KITCHEN	R2	388.0	200	1.9
BEAUTY	R2	80.0	200	.4
PANTRY	R2	111.7	200	.6
MECH/ELEC	R2	74.7	200	.4
LAUNDRY	R2	116.1	200	.6
GATHERING #3	R2	265.8	200	1.3
B-3	R2	381.4	200	1.9
A-12	R2	282.9	200	1.4
STOR #1	S2	12.8	500	.0
A-13	R2	283.4	200	1.4
CORRIDOR B	R2	407.0	200	2.0
A-14	R2	282.5	200	1.4
CORRIDOR A	R2	528.5	200	2.6
MECH #2	R2	25.5	200	.1
STOR #2	S2	12.8	500	.0
B-7	R2	382.3	200	1.9
B-5	R2	380.6	200	1.9
B-6	R2	376.1	200	1.9
<b>TOTALS</b>		<b>12030.5</b>		<b>60.1</b>

TOTAL EGRESS WIDTH REQUIRED @ .4" PER OCCUPANT (L.S. 7.3.3.1) 60.1x0.4 = 24.0'  
 TOTAL EGRESS WIDTH PROVIDED = 400'  
 \* REFERENCE: LIFE SAFETY CODE 2004 EDITION TABLE 7.3.1.2 OCCUPANT LOAD FACTOR  
 TRAVEL DISTANCE  
 MAXIMUM TRAVEL DISTANCE ALLOWED: 250'-0"  
 MAXIMUM TRAVEL DISTANCE TO EXIT: 87'-2"

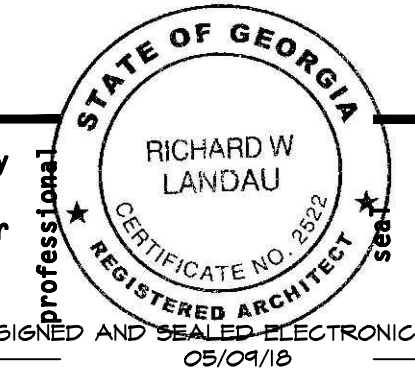


**LIFE SAFETY PLAN**  
 1/8" = 1'-0"

ISSUED FOR PERMITS  
 AND CONSTRUCTION  
 MAY 09, 2018

**richard landau**  
 ARCHITECTS & PLANNERS

2266 Gainesville Highway • Blairsville, Georgia 30512  
 (706) 745-5824 mountainarchitect@msn.com fax (775) 890-8644

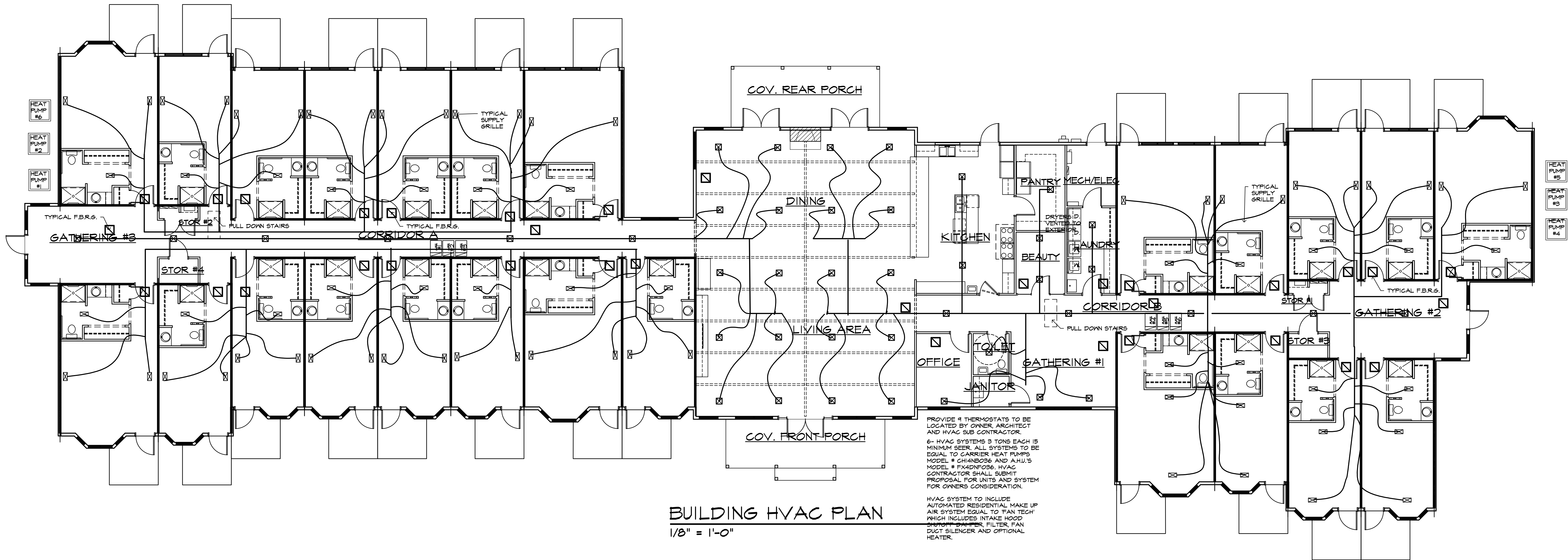


project name  
**STONEHENGE SENIOR LIVING BUILDING #5**  
 2573 MURPHY HIGHWAY BLAIRVILLE, GEORGIA

project number  
**18-07**

sheet title  
**LIFE SAFETY PLAN**  
 drawn J.W.H. checked R.L. approved

sheet  
**A-11.1**  
 date 05/08/18  
 revisions 04/02/18  
 13 of 19



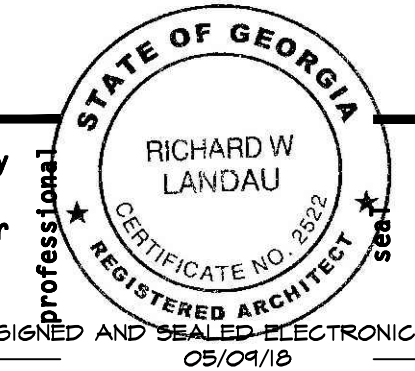
**BUILDING HVAC PLAN**  
1/8" = 1'-0"

PROVIDE 4 THERMOSTATS TO BE LOCATED BY OWNER, ARCHITECT AND HVAC SUB CONTRACTOR.  
6- HVAC SYSTEMS 3 TONS EACH IS MINIMUM SEER. ALL SYSTEMS TO BE EQUAL TO CARRIER HEAT PUMPS MODEL # CH48C06 AND A.H.U.'S MODEL # FX4DNF06. HVAC CONTRACTOR SHALL SUBMIT PROPOSAL FOR UNITS AND SYSTEM FOR OWNERS CONSIDERATION.  
HVAC SYSTEM TO INCLUDE AUTOMATED RESIDENTIAL MAKE UP AIR SYSTEM EQUAL TO 'FAN TECH' WHICH INCLUDES INTAKE HOOD, FILTER, FAN, DUCT SILENCER AND OPTIONAL HEATER.

ISSUED FOR PERMITS  
AND CONSTRUCTION  
MAY 09, 2018

**richard landau**  
ARCHITECTS & PLANNERS

2266 Gainesville Highway Blairsville, Georgia 30512  
(706) 745-5824 mountainarchitect @ msn.com fax (775) 890-8644

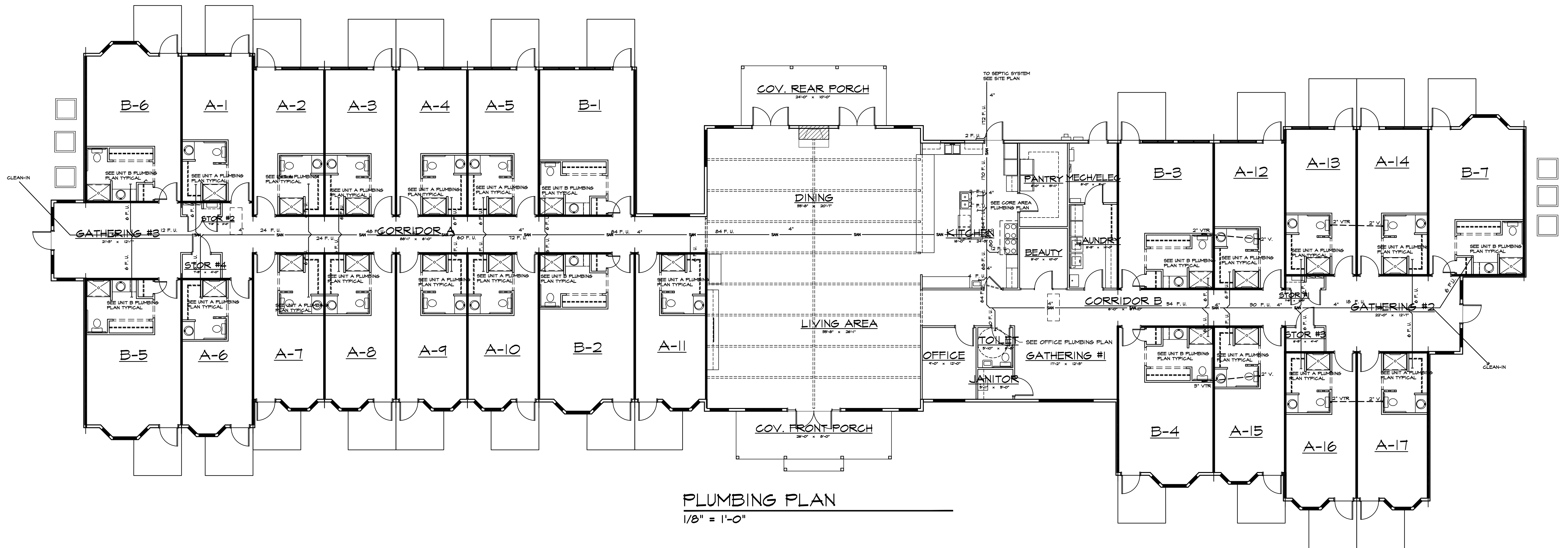


project name  
**STONEHENGE SENIOR LIVING BUILDING #5**  
2573 MURPHY HIGHWAY BLAIRVILLE, GEORGIA

project number  
**18-07**

number  
**BUILDING H.V.A.C. PLAN** sheet title  
drawn J.W.H. checked R.L. approved

sheet  
**M-1.1** sheet title  
date 08/08/17  
revisions 04/02/18  
15 of 19

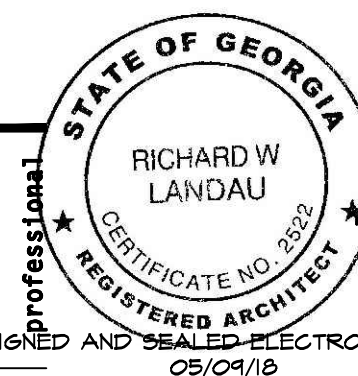


PLUMBING PLAN  
1/8" = 1'-0"

ISSUED FOR PERMITS  
AND CONSTRUCTION  
MAY 09, 2018

**richard landau**  
ARCHITECTS & PLANNERS

2266 Gainesville Highway Blairsville, Georgia 30512  
(706) 745-5824 mountainarchitect @ msn.com fax (775) 890-8644



project name  
**STONEHENGE SENIOR LIVING BUILDING #5**  
2573 MURPHY HIGHWAY BLAIRSVILLE, GEORGIA

project  
**18-07**

number  
drawn J.W.H.

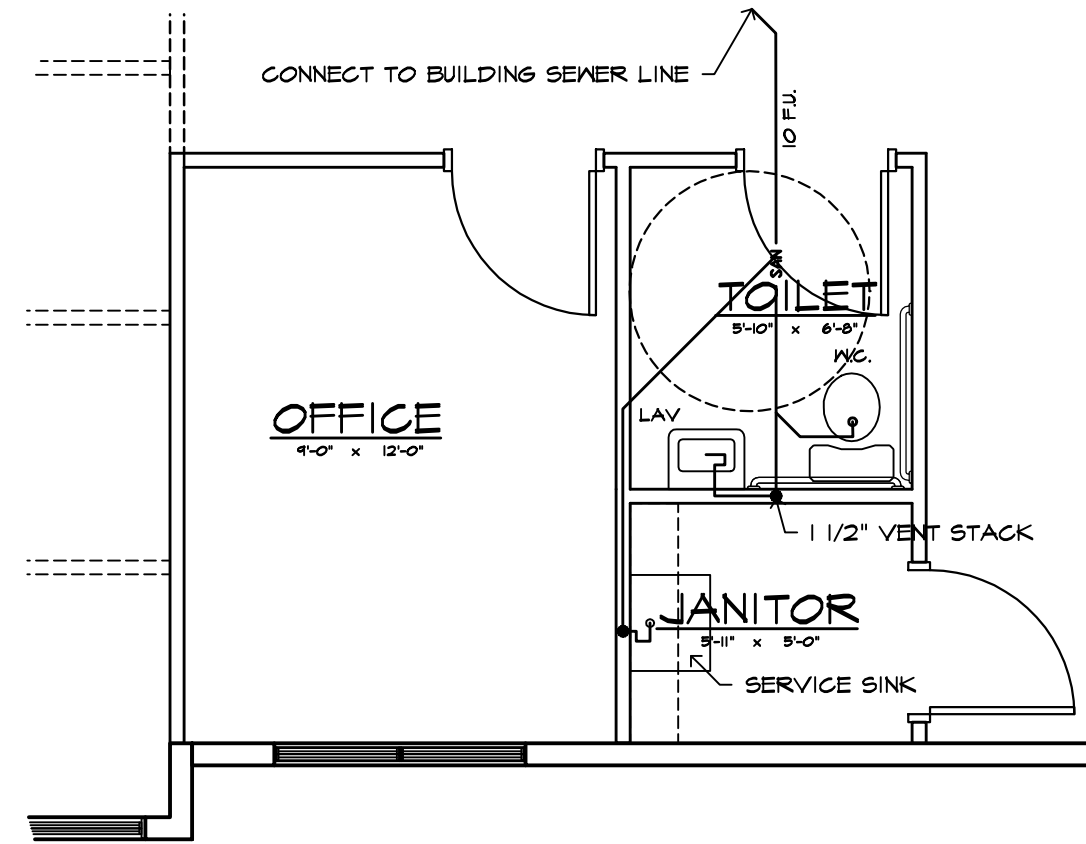
sheet title  
**PLUMBING PLAN**

checked R.L. approved

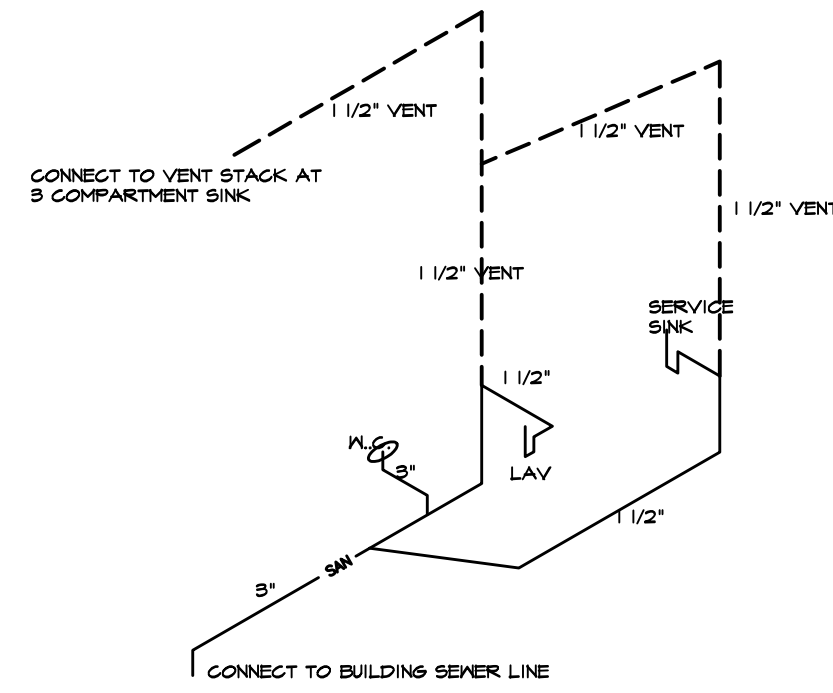
sheet  
**P-1.1**  
16 of 19

date 05/08/18  
revisions 04/02/18

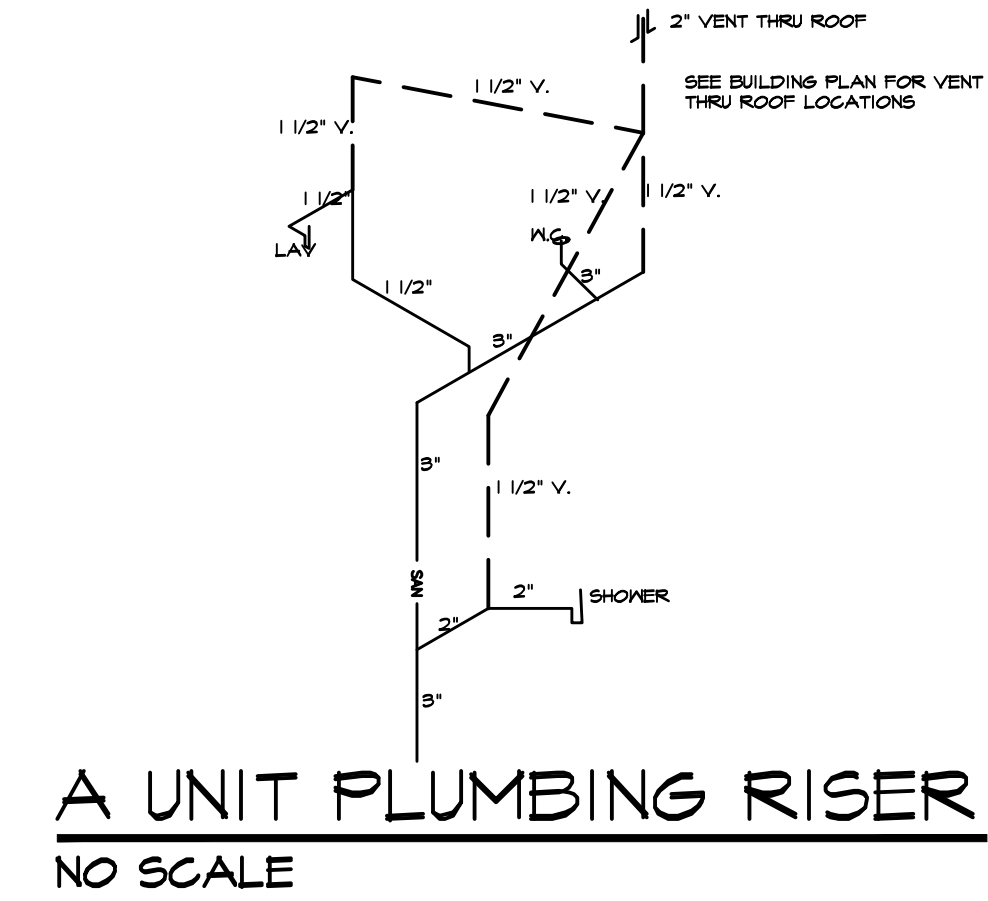
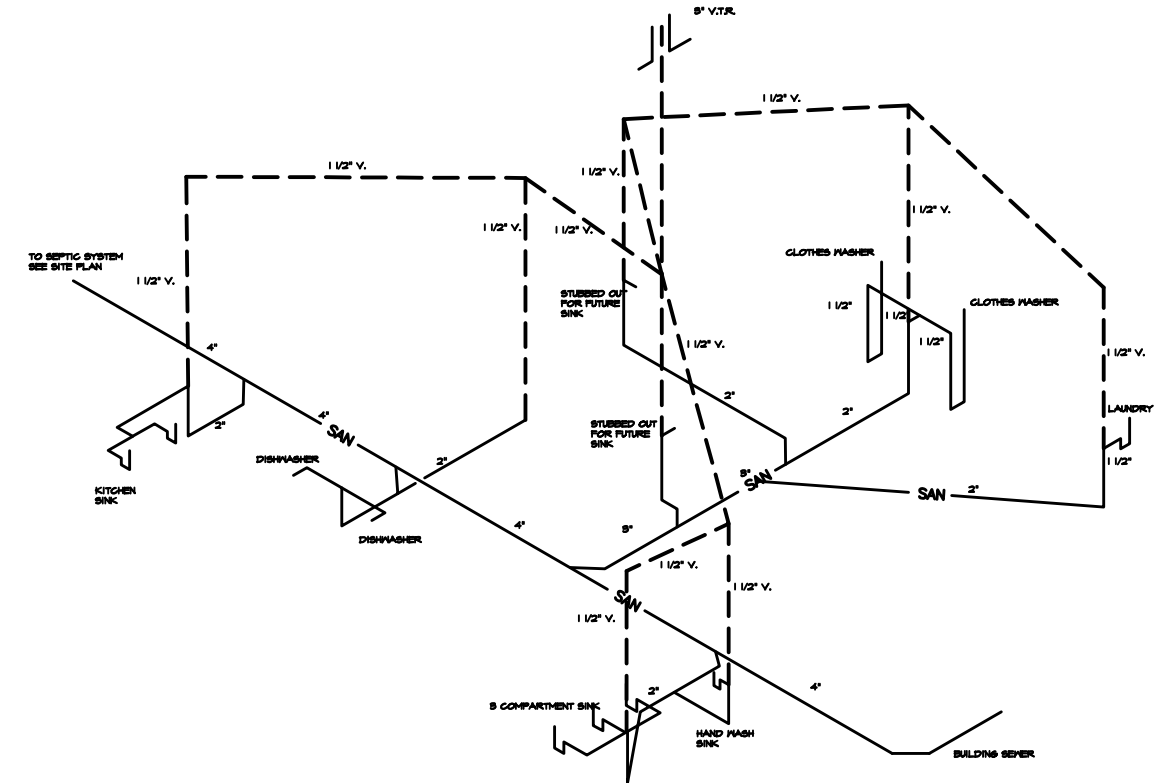




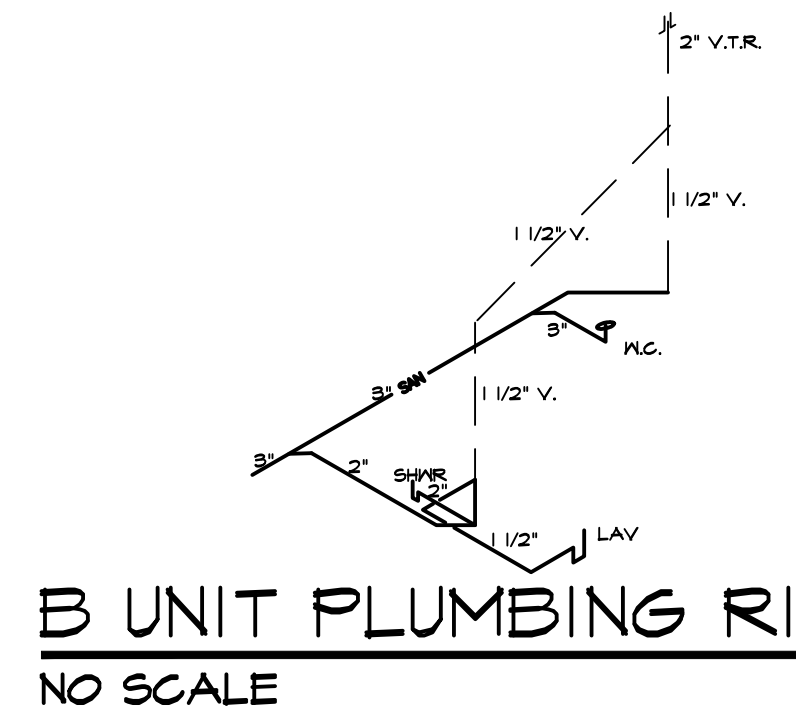
**OFFICE PLUMBING RISER**  
NO SCALE



**CORE AREA PLUMBING RISER**  
NO SCALE

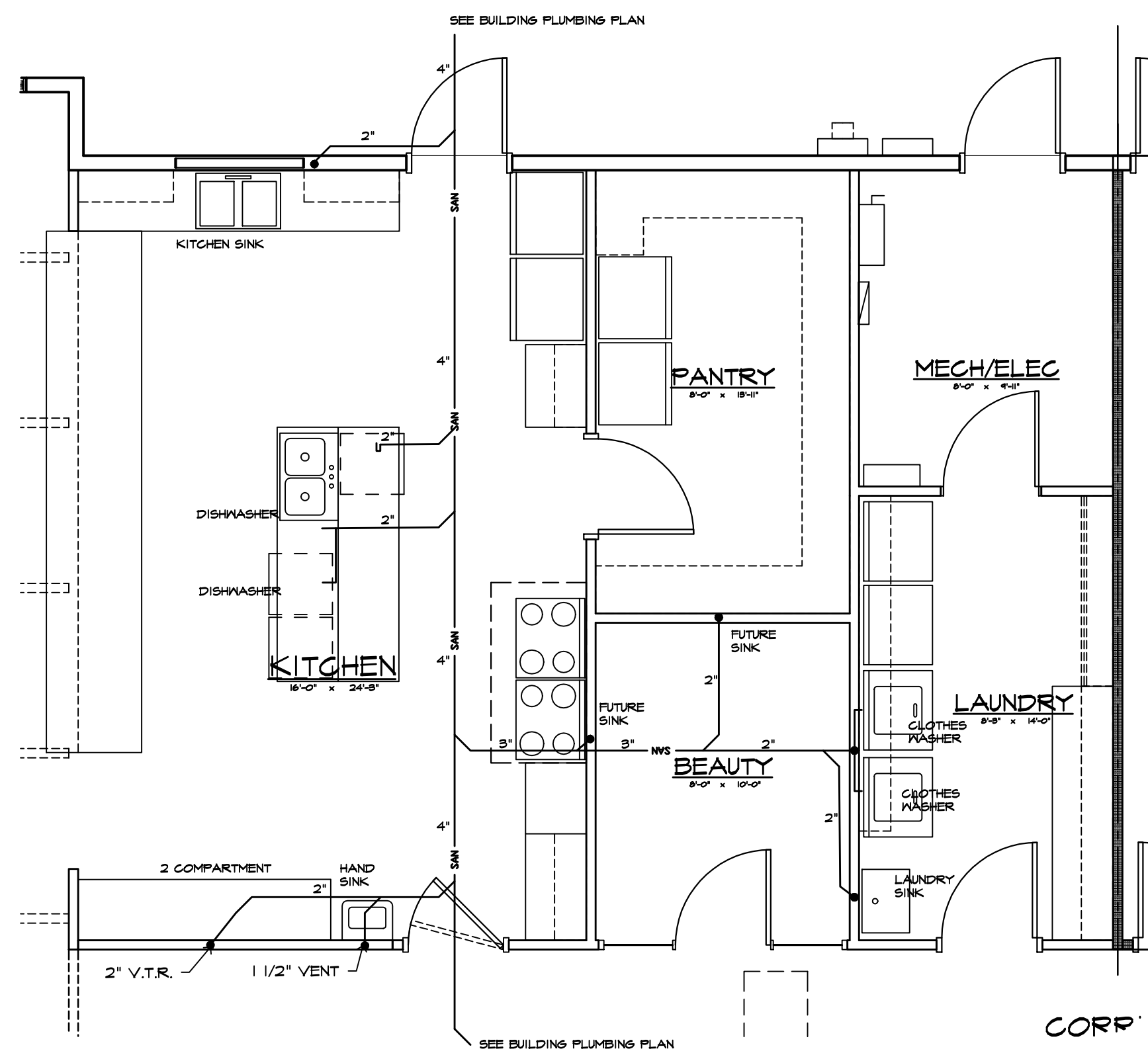


**A UNIT PLUMBING RISER**  
NO SCALE

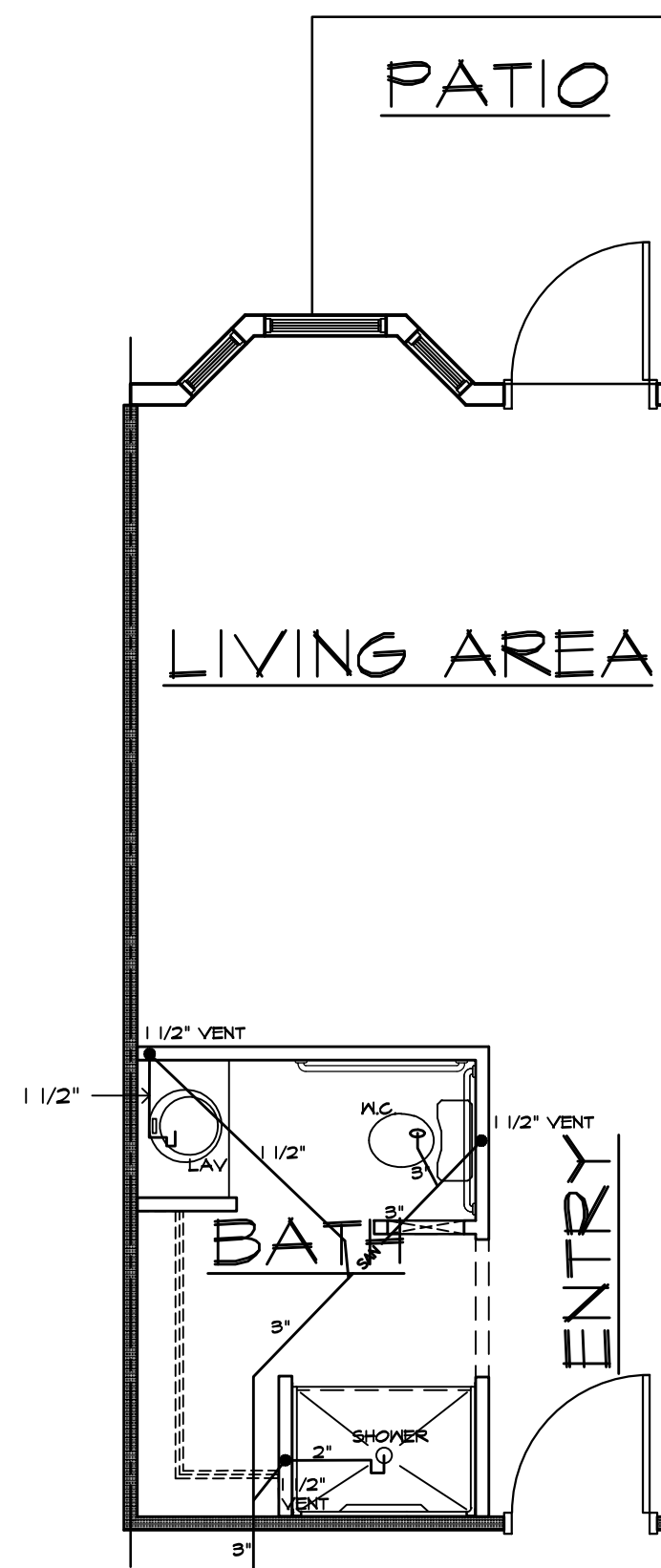


**B UNIT PLUMBING RISER**  
NO SCALE

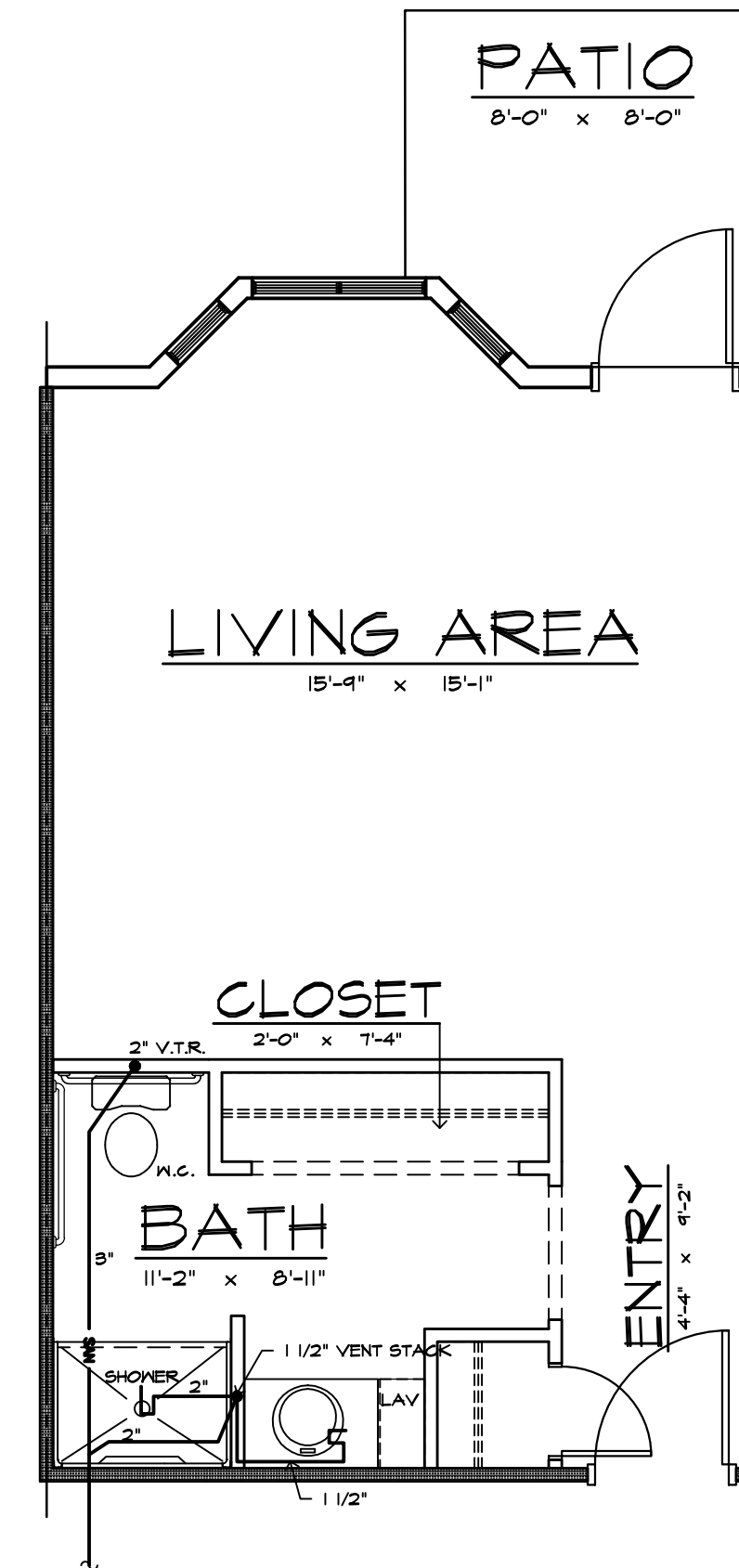
**OFFICE ENLARGED PLUMBING PLAN**  
1/4" = 1'-0"



**CORE AREA PLUMBING PLAN**  
1/4" = 1'-0"



**TYPICAL A UNIT PLUMBING PLAN**  
1/4" = 1'-0"

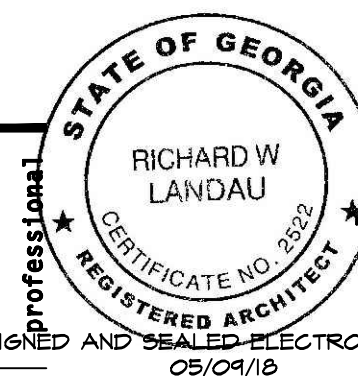


**TYPICAL B UNIT PLUMBING PLAN**  
1/4" = 1'-0"

ISSUED FOR PERMITS  
AND CONSTRUCTION  
MAY 09, 2018

**richard landau**  
ARCHITECTS & PLANNERS

2266 Gainesville Highway Blairsville, Georgia 30512  
(706) 745-5824 mountainarchitect@msn.com fax (775) 890-8644



project name  
**STONEHENGE SENIOR LIVING BUILDING #5**  
2573 MURPHY HIGHWAY BLAIRVILLE, GEORGIA

project  
**18-07**

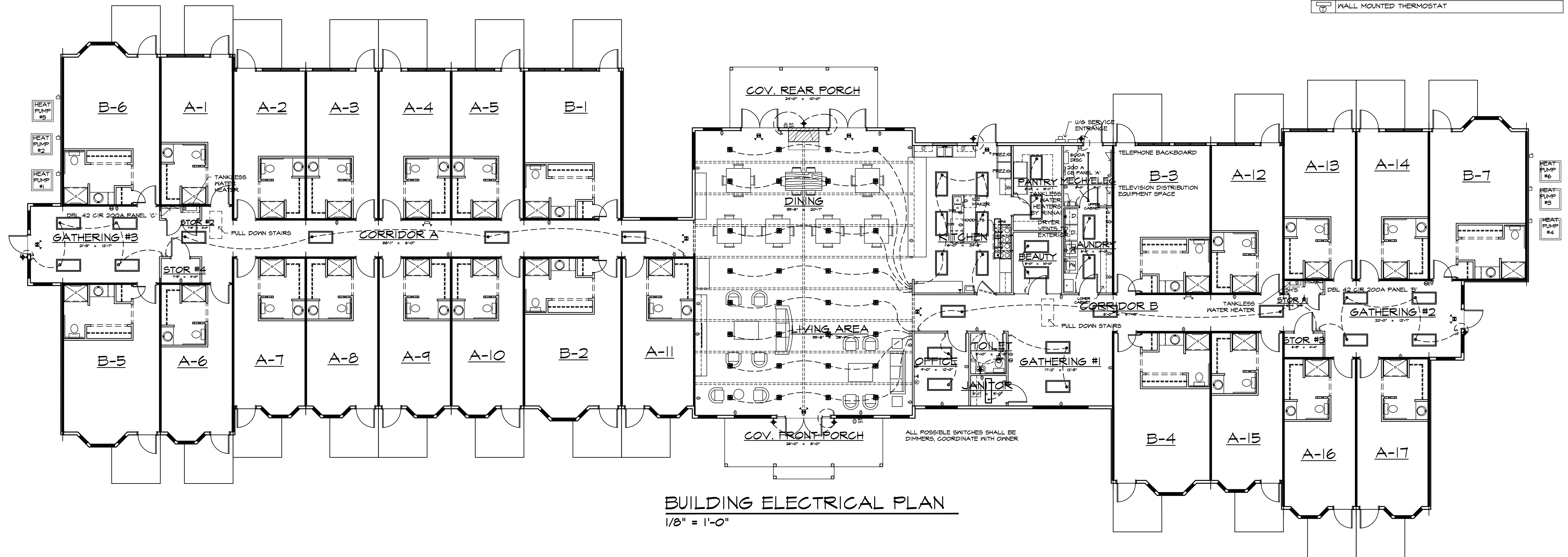
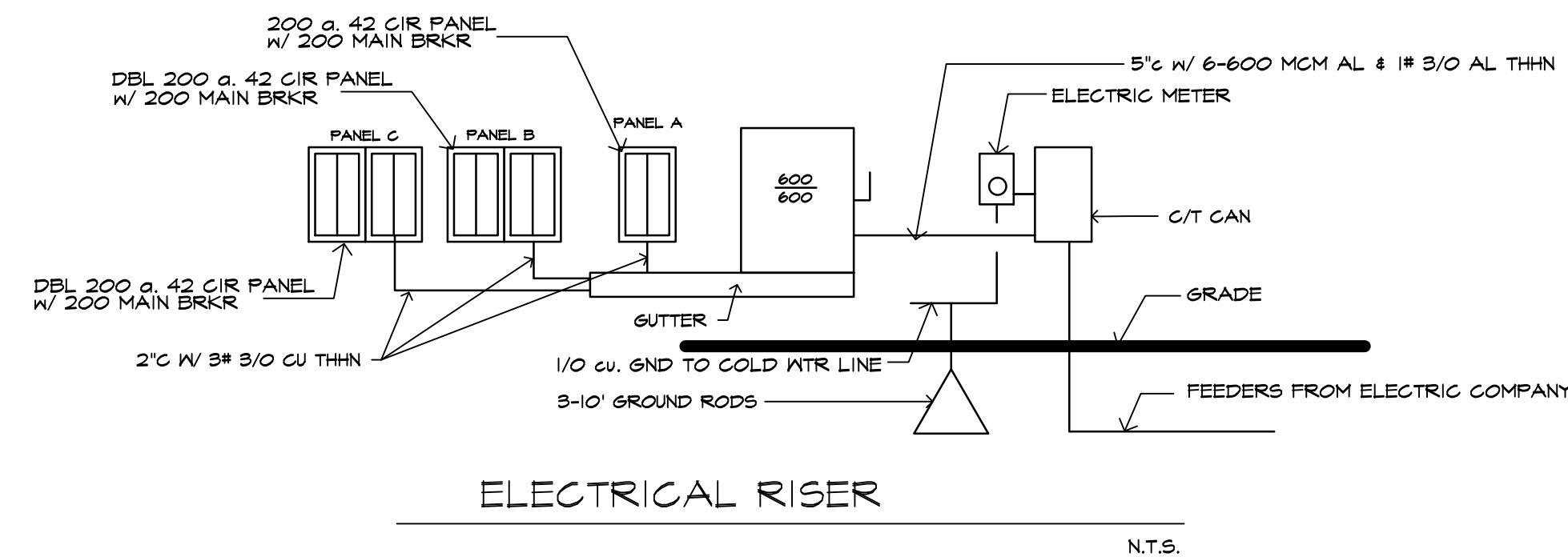
number  
**ENLARGED PLUMBING & TYPICAL UNIT PLANS**  
sheet title  
drawn J.W.H. checked R.L. approved

sheet  
**P-1.2**  
of 19

date 08/08/18  
revisions 04/02/18

### ELECTRICAL LEGEND

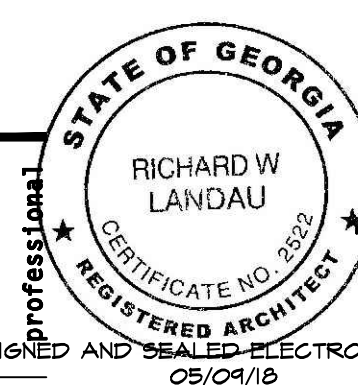
⊕	DUPLEX RECEPTACLE 120v 15a
⊕ <sub>21</sub>	G.F.I. DUPLEX RECEPTACLE 120v 15a
⊕ <sub>15</sub>	DUPLEX OUTLET 120v 15a SPLIT WIRED
⊕ <sub>0.c</sub>	DUPLEX OUTLET OVER COUNTER AT +2"
⊕ <sub>1</sub>	SPECIAL PURPOSE OUTLET MATCH EQUIP PLUS
⊕ <sub>2</sub>	FLOOR OUTLET WITH FLOORING TRIM RING
⊕ <sub>3</sub>	SINGLE POLE SWITCH @ +48"
⊕ <sub>4</sub>	SWITCH 3 WAY
⊕ <sub>5</sub>	SWITCH WITH DIMMER
⊕ <sub>6</sub>	SURFACE MOUNTED CEILING LIGHT LED LAMPS
⊕ <sub>7</sub>	WALL MOUNTED LIGHT LED LAMPS
⊕ <sub>8</sub>	RECESSED CEILING LIGHT LED LAMPS
⊕ <sub>9</sub>	LAY-IN LED TUBES 2'x4' x 4 LAMP
⊕ <sub>10</sub>	LAY-IN LED TUBES 2'x4' 4 LAMP W/2 LAMP BATTERY CIR.
⊕ <sub>11</sub>	LED TUBE STRIP FIXTURE SIZE AS SHOWN
⊕ <sub>12</sub>	SURFACE MTD. LED TUBE FIXTURE x 2 LAMP
⊕ <sub>13</sub>	TELEPHONE OUTLET
⊕ <sub>14</sub>	FUSED SWITCH
⊕ <sub>15</sub>	ELECTRICAL PANEL SIZE AS INDICATED
⊕ <sub>16</sub>	OUTLET FOR TELEVISION HOOKUP
⊕ <sub>17</sub>	COMPUTER NETWORK OUTLET
⊕ <sub>18</sub>	PADDLE FAN AND LED LAMPS
⊕ <sub>19</sub>	EMERGENCY BATTERY BACKUP LED LAMPS
⊕ <sub>20</sub>	BATTERY BACK-UP EXIT LED LAMPS
⊕ <sub>21</sub>	CEILING MOUNTED EXHAUST FAN
⊕ <sub>22</sub>	BATTERY BACK-UP EXIT LIGHT W/EMERG. EXIT LIGHTS LED LAMPS (MIN 1 FOOT CANDLE/SIFI)
⊕ <sub>23</sub>	LIGHTED EXIT DIRECTION SIGN LED LAMPS
⊕ <sub>24</sub>	WALL MOUNTED THERMOSTAT



ISSUED FOR PERMITS  
AND CONSTRUCTION  
MAY 09, 2018

**richard landau**  
ARCHITECTS & PLANNERS

2266 Gainesville Highway Blairsville, Georgia 30512  
(706) 745-5824 mountainarchitect@msn.com fax (775) 890-8644



project name  
**STONEHENGE SENIOR LIVING BUILDING #5**  
2573 MURPHY HIGHWAY BLAIRVILLE, GEORGIA

project number  
**18-07**

drawn J.W.H.

sheet title  
**BUILDING ELECTRICAL PLAN**

checked R.L.

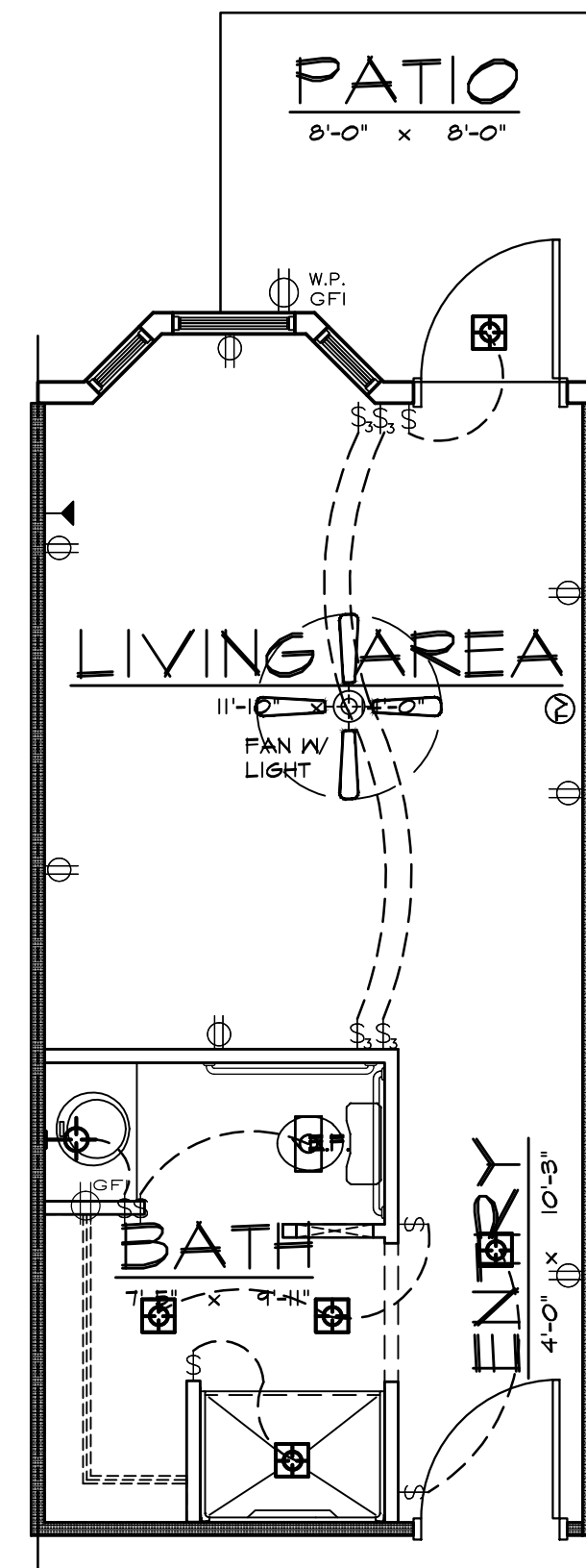
approved

sheet  
**E-1.1**  
17 of 19

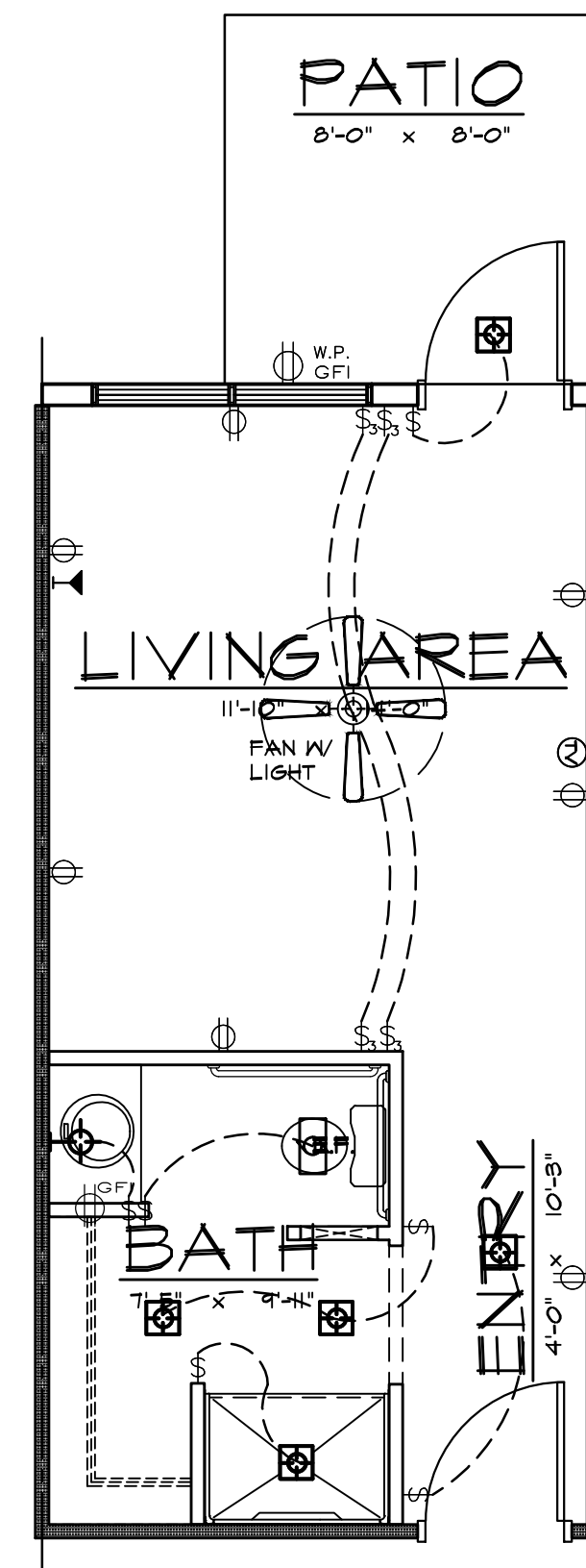
date 08/08/17  
revisions 04/02/18

### ELECTRICAL LEGEND

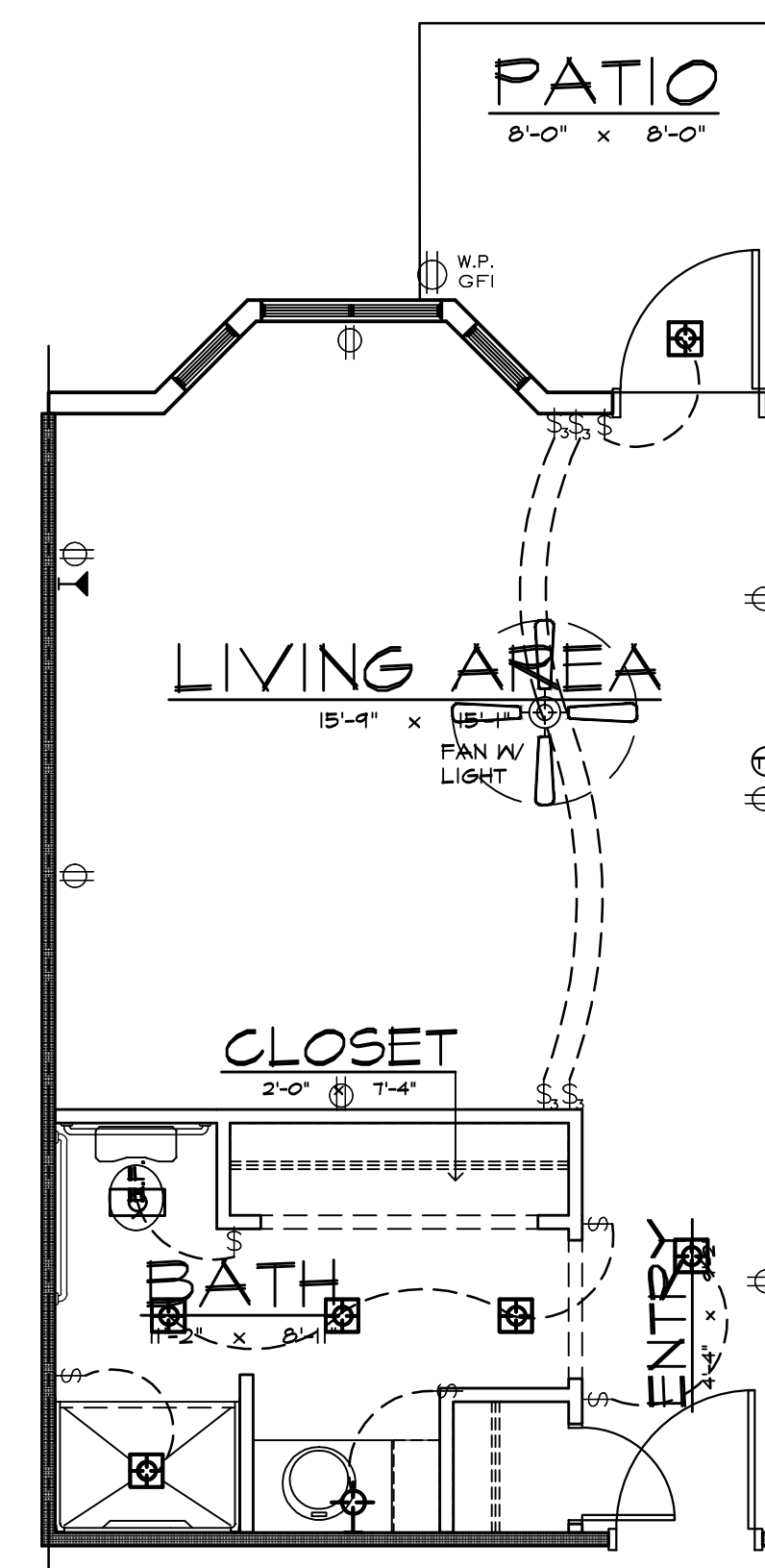
⊕	DUPLEX RECEPTACLE 120v 15a
⊕ <sub>GF</sub>	G.F.I. DUPLEX RECEPTACLE 120v 15a
⊕	DUPLEX OUTLET 120v 15a SPLIT WIRED
⊕ <sub>OC</sub>	DUPLEX OUTLET OVER COUNTER AT +12"
⊕	SPECIAL PURPOSE OUTLET MATCH EQUIP PLUG
⊕	FLOOR OUTLET WITH FLOORING TRIM RING
⊕	SINGLE POLE SWITCH @ +48"
⊕ <sub>3</sub>	SWITCH 3 WAY
⊕ <sub>D</sub>	SWITCH WITH DIMMER
⊕	SURFACE MOUNTED CEILING LIGHT LED LAMPS
⊕	WALL MOUNTED LIGHT LED LAMPS
⊕	RECESSED CEILING LIGHT LED LAMPS
⊕	LAY-IN LED TUBES, 2x4' x 4 LAMP
⊕	LAY-IN LED TUBES, 2x4' x 4 LAMP w/2 LAMP BATTERY CIR.
⊕	LED TUBE STRIP FIXTURE SIZE AS SHOWN
⊕	SURFACE MTD. LED TUBE FIXTURE x 2 LAMP
⊕	TELEPHONE OUTLET
⊕	FUSED SWITCH
⊕	ELECTRICAL PANEL SIZE AS INDICATED
⊕	OUTLET FOR TELEVISION HOOKUP
⊕	COMPUTER NETWORK OUTLET
⊕	PADDLE FAN AND LED LAMPS
⊕	EMERGENCY BATTERY BACKUP LED LAMPS
⊕	BATTERY BACK-UP EXIT LED LAMPS
⊕	CEILING MOUNTED EXHAUST FAN
⊕	BATTERY BACK-UP EXIT LIGHT W/EMERG. EXIT LIGHTS LED LAMPS (MIN 1 FOOT CANDLE/SIFI)
⊕	LIGHTED EXIT DIRECTION SIGN LED LAMPS
⊕	WALL MOUNTED THERMOSTAT



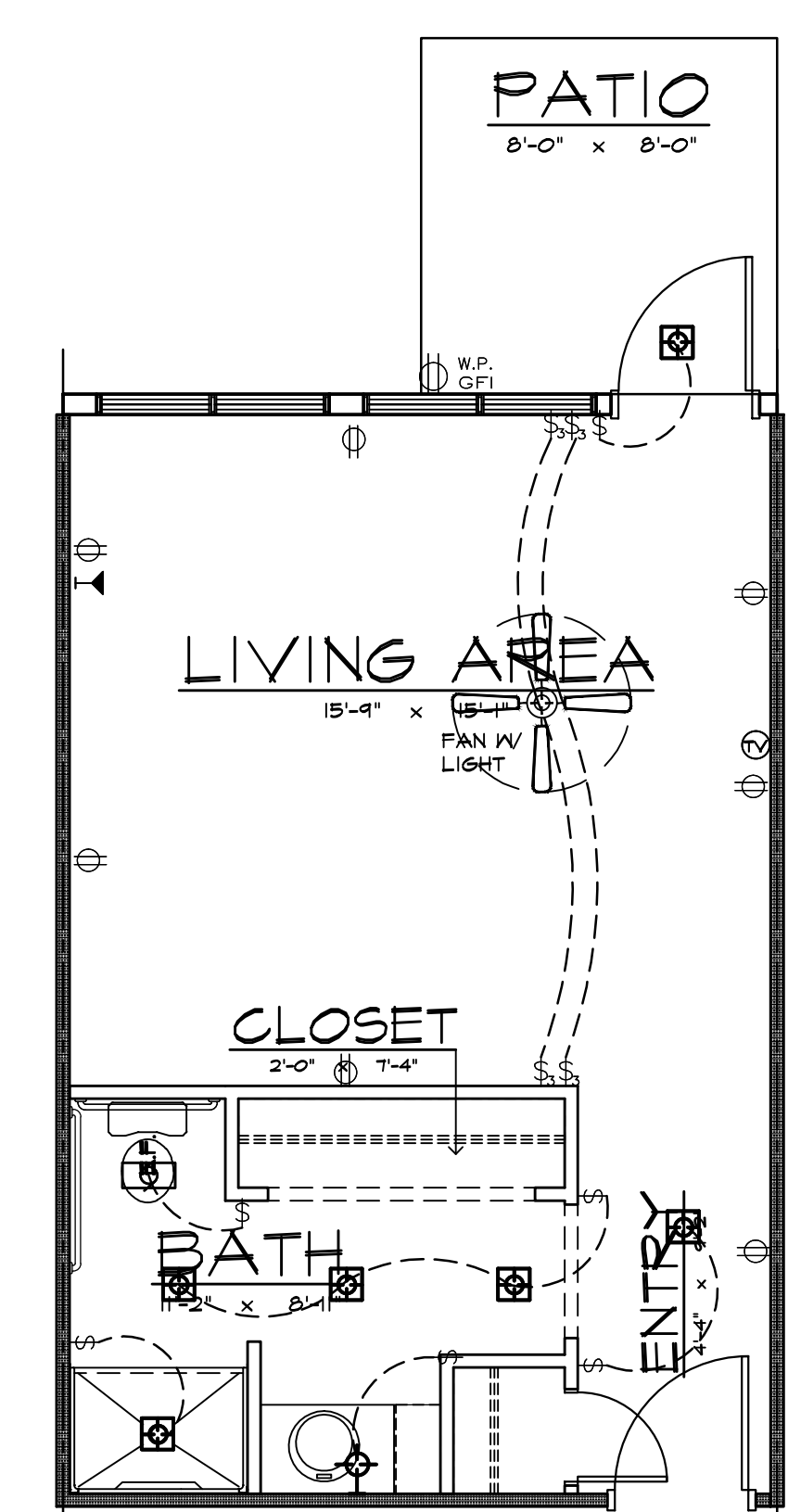
**UNIT A-1 ELECTRICAL PLAN**  
1/4" = 1'-0"



**UNIT A-2 ELECTRICAL PLAN**  
1/4" = 1'-0"



**UNIT B-1 ELECTRICAL PLAN**  
1/4" = 1'-0"

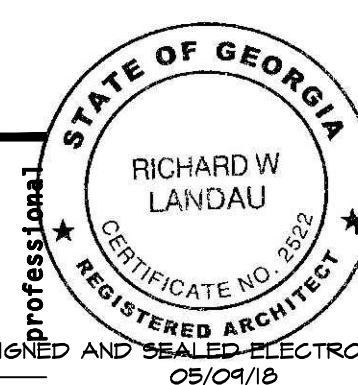


**UNIT B-2 ELECTRICAL PLAN**  
1/4" = 1'-0"

ISSUED FOR PERMITS  
AND CONSTRUCTION  
MAY 09, 2018

**richard landau**  
ARCHITECTS & PLANNERS

2266 Gainesville Highway Blairsville, Georgia 30512  
(706) 745-5824 mountainarchitect@msn.com fax (775) 890-8644



project name  
**STONEHENGE SENIOR LIVING BUILDING #5**  
2573 MURPHY HIGHWAY BLAIRVILLE, GEORGIA

project number  
**18-07**

sheet title  
**LIVING UNIT ELECTRICAL PLANS**  
drawn J.W.H. checked R.L. approved

sheet  
**E-1.2**  
18 of 19  
date 08/08/18  
revisions 04/02/18